



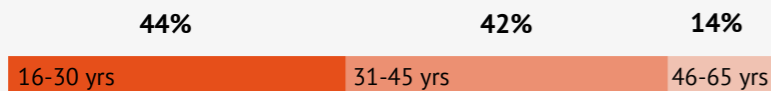
# Human Security Survey South Sudan

Southern Unity State

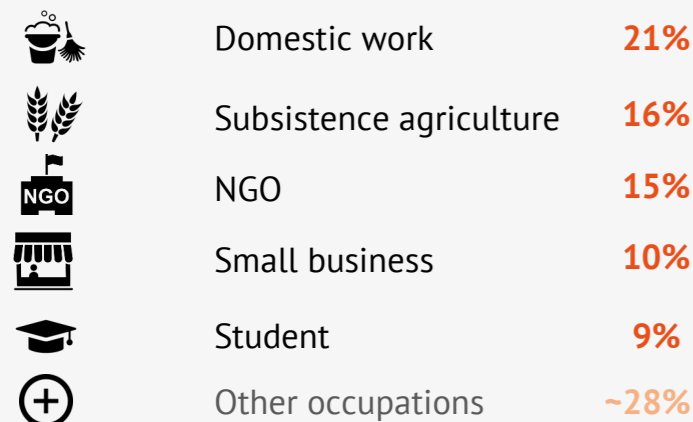
– June 2023

HSS RESPONDENTS (506)

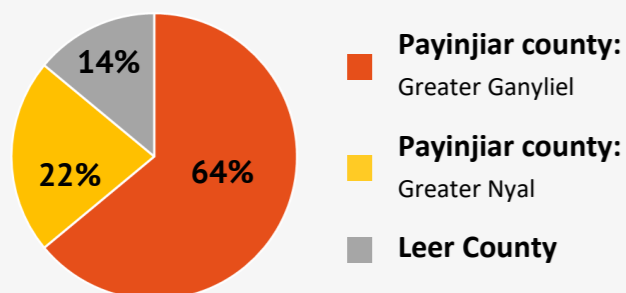
### AGE DISTRIBUTION



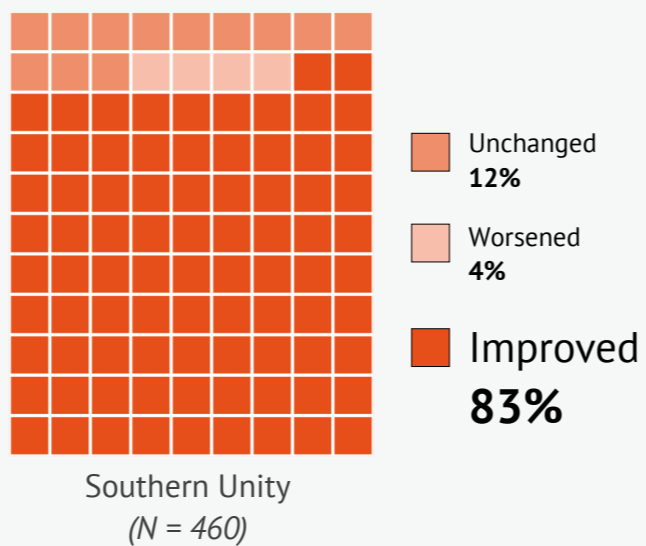
### MAIN OCCUPATION & LIVELIHOOD



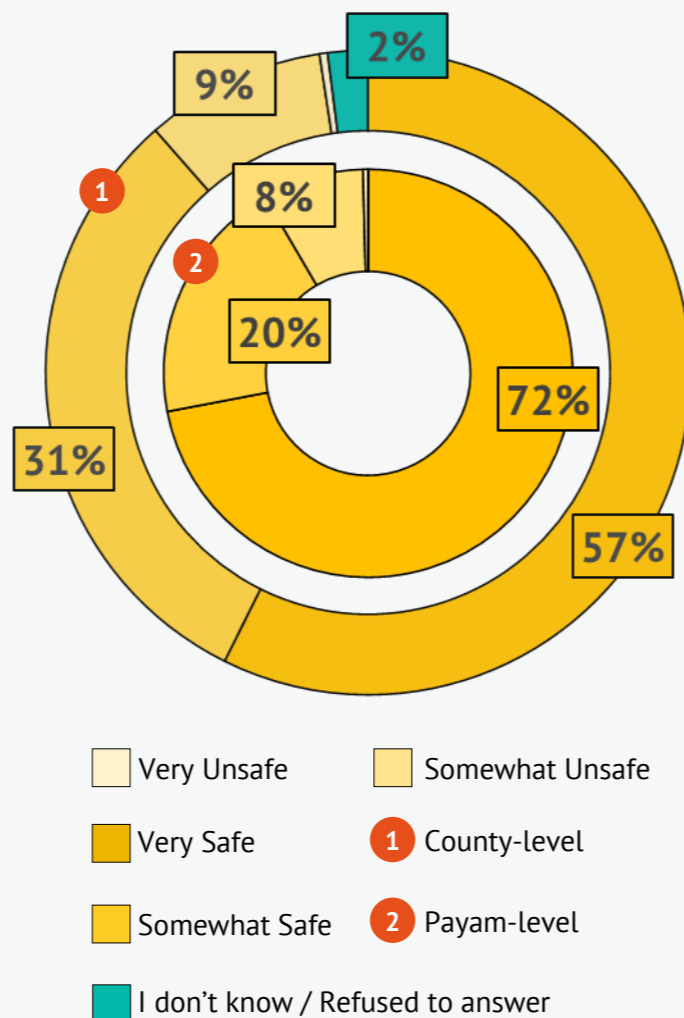
### LOCATION DISTRIBUTION



### HOW DID YOUR PERSONAL SECURITY SITUATION CHANGE SINCE LAST YEAR?



### HOW DO YOU PERCEIVE YOUR COUNTY/PAYAM IN TERMS OF SAFETY?

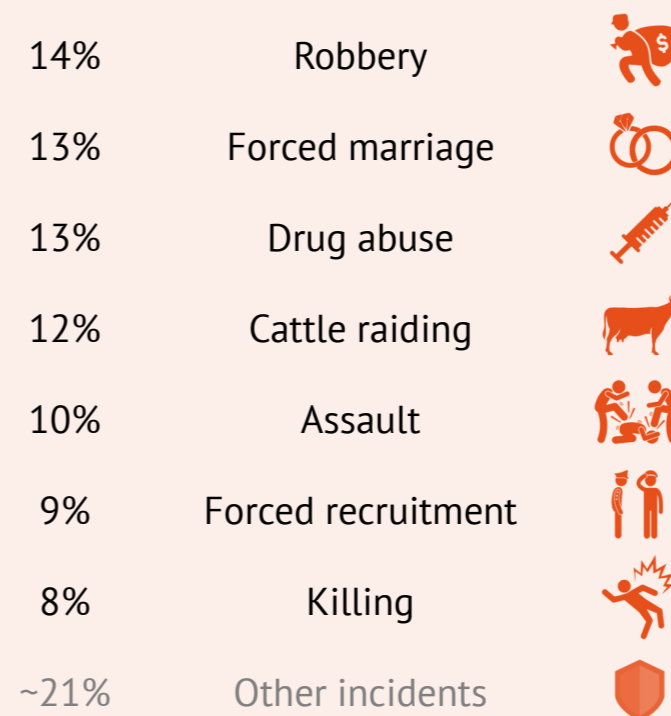


### WITH WHICH STATEMENT DO YOU AGREE MOST?



**57.8%** Households reported at least one security threat in the previous year

### MOST FREQUENTLY REPORTED INCIDENTS (percentage of all 266 households reporting a total of 648 incidents)



The percentage of households reporting incidents has increased since the previous survey round in 2022 [54%]. Total incidents reported have alternatively decreased by 16.3% [126 less].

**64.5%**

Households **did not make contact** with someone / ask for help about at least one security threat in the previous year

**41.3%**

Security incidents/threats **were not reported** in the previous year

**83.1%**

Households **were satisfied** with the resolution to their security incident/threat

**18.1%**

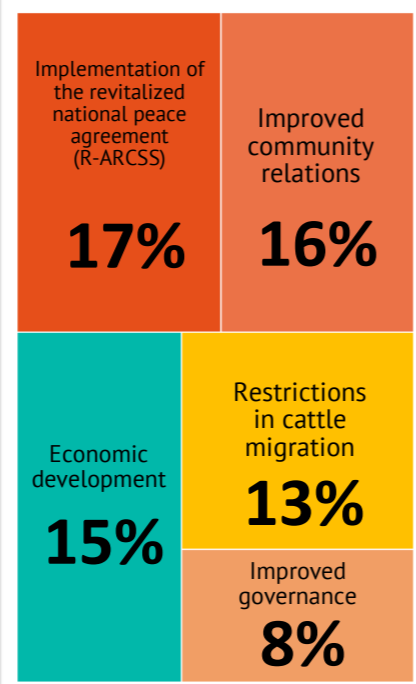
Security incidents/threats **did not lead to satisfaction** as a result of the perpetrator not being caught



# Human Security Survey South Sudan

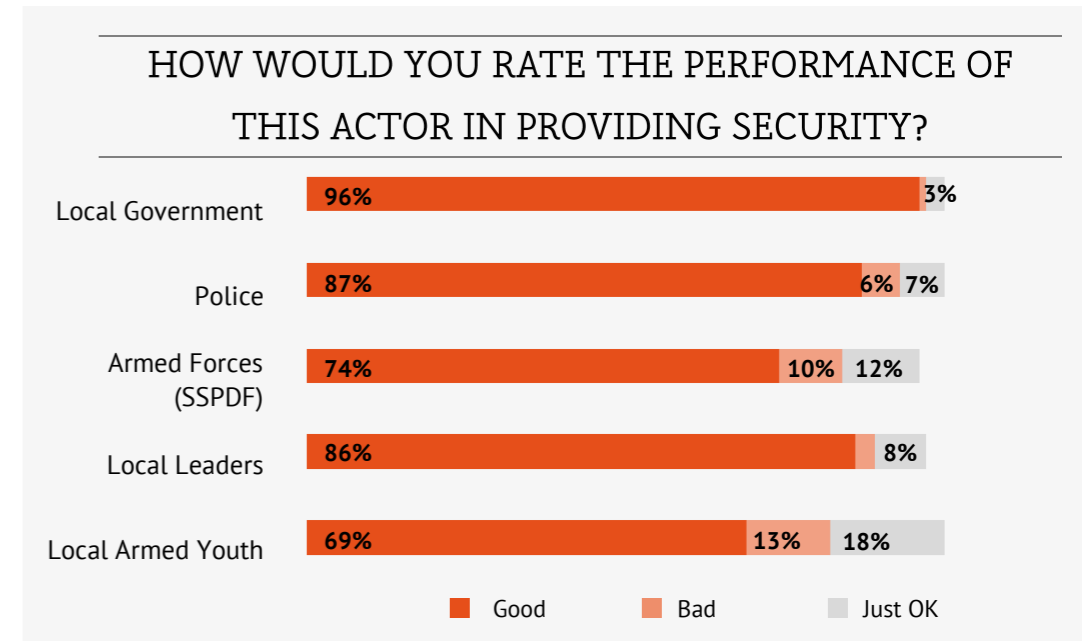
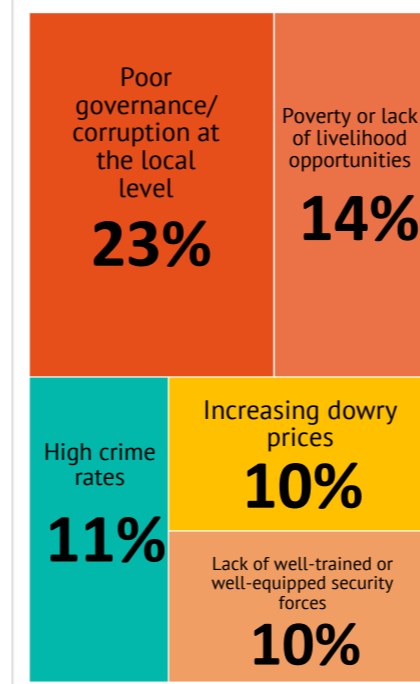
Southern Unity State

– June 2023



Changes needed for lasting peace

Factors causing further conflict



## WHAT ARE THE CONSEQUENCES OF ENVIRONMENTAL CHANGES IN YOUR AREA?



**29%** Do **not feel safe** from violence and crime in their community

**56%** Do **not trust local armed youth more than external actors** for security provision in their payam

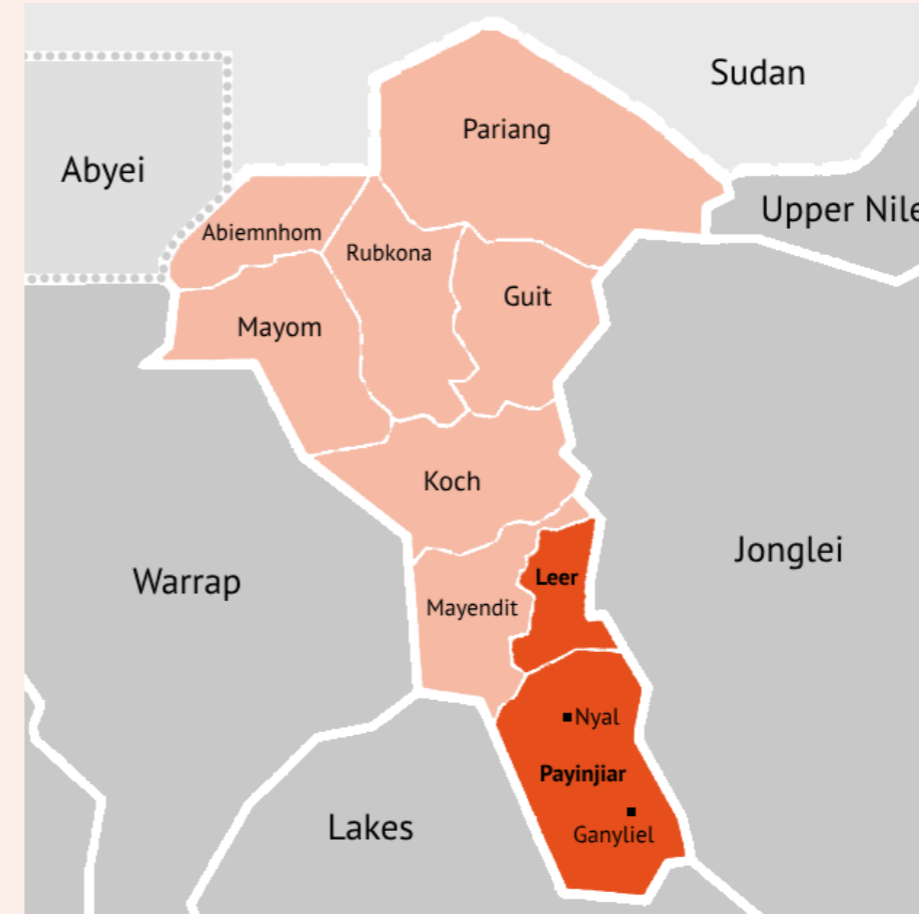
**90%** Think that acquiring new weapons in their payam is **difficult**

## HUMAN SECURITY SURVEY METHODOLOGY

During 3 weeks in June 2023, **14** enumerators conducted **460** face-to-face interviews using a standardized survey script across 2 counties of Southern Unity (**Payinjiar County, Leer County**), and two distinct areas of Payinjiar County (**Greater Ganyliel, Greater Nyal**).

PAX will engage further with representatives from Payinjiar and Leer counties to present, validate and discuss the survey results, in order to formulate an action plan to improve the local security situation.

For more details on how HSS data is collected and analyzed, view our [methodological note](#).



Right: Map of Unity State, highlighting the areas surveyed in 2023. Disclaimer: These maps are intended for illustrative purposes only and do not warrant accuracy or completeness, nor do they imply the expression of any opinion by PAX.



**87%**

Find it important for civilians to meet with local government and organized forces to advocate for better protection in their community



The **Human Security Survey** (HSS) is a methodology developed by PAX to collect data and facilitate dialogue about civilians' experiences in conflict situations.

Read more about PAX or the HSS in South Sudan on [protectionofcivilians.org](https://protectionofcivilians.org) or contact Anton Quist ([quist@paxforpeace.nl](mailto:quist@paxforpeace.nl)).

Find more HSS data on our interactive dashboards of [Iraq](#) and [South Sudan](#).

