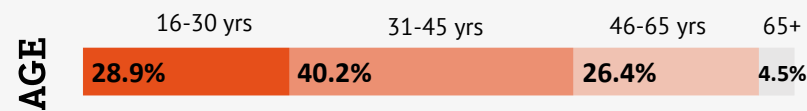


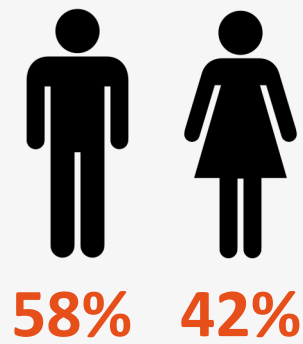
## Human Security Survey Iraq Kirkuk – March 2023

Abdullatif Sleibi


### HSS RESPONDENTS (682)



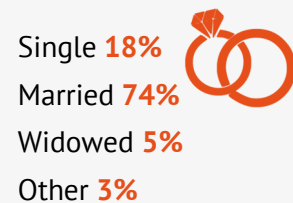
### GENDER



Who is the head of your household?



### MARITAL STATUS



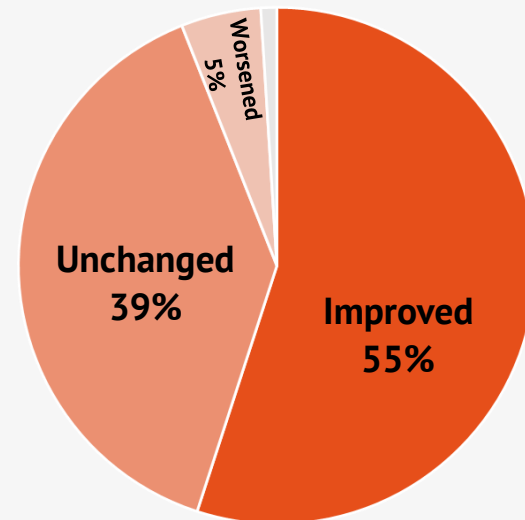
Do you currently have a job for which you earn a wage?



### MAIN OCCUPATION



### HOW DID YOUR PERSONAL SECURITY SITUATION CHANGE SINCE LAST YEAR?



Kirkuk  
(N = 682)

**Only 7%** of respondents were victims of **robbery** or **seizure of property** this year

### WHAT TYPE OF PERSON OR GROUP DO YOU BELIEVE WAS RESPONSIBLE FOR THE ROBBERY? [47 incidents]



### WITH WHICH STATEMENT DO YOU AGREE MOST?

**Some people** in this community are more likely to be exposed to violence than others due to their age, religion, ethnicity, work, class, public activities, or other factors

54% 42%

**All types of people** in this community are equally likely to be exposed to violence due to their age, religion, ethnicity, work, class, public activities, and other factors

It is best when **security forces are from within our own community** because they know us well

86% 13%

It is best when **security forces are from outside the community** because they are more neutral in the way they do their work

An early marriage when girls are still young is **a way to protect them** from violence

31% 66%

Early marriages do not provide girls with **more protection** from violence

Women in my family should **not** be serving in the police

54% 41%

I would **support** the women in my family if they wanted to apply for a position in the police force

Dispute resolution between communities is best handled by **local tribal leaders**

35% 63%

Dispute resolution between communities is best handled by the **formal court system**

**60%** of respondents indicated that they **did not hear** about cases of **underage marriage** (under 18) in their community



**75%** of respondents indicated that they **did not hear** about cases of **forced marriage** happening to adult women (over 18) in their community



**Only 6.3%**

of respondents indicated that they **did hear** about cases of **sexual violence** against women or girls happening in their community



**84%**

of respondents indicated that they **did not see** women or girls in their community being **verbally or physically harassed**



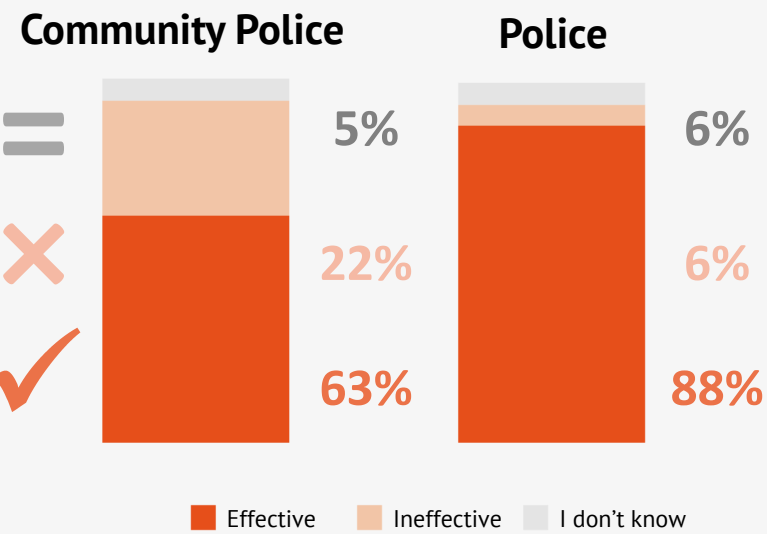
### WHO DO YOU THINK WAS THE PERPETRATOR OF THIS SEXUAL VIOLENCE? [43 incidents]



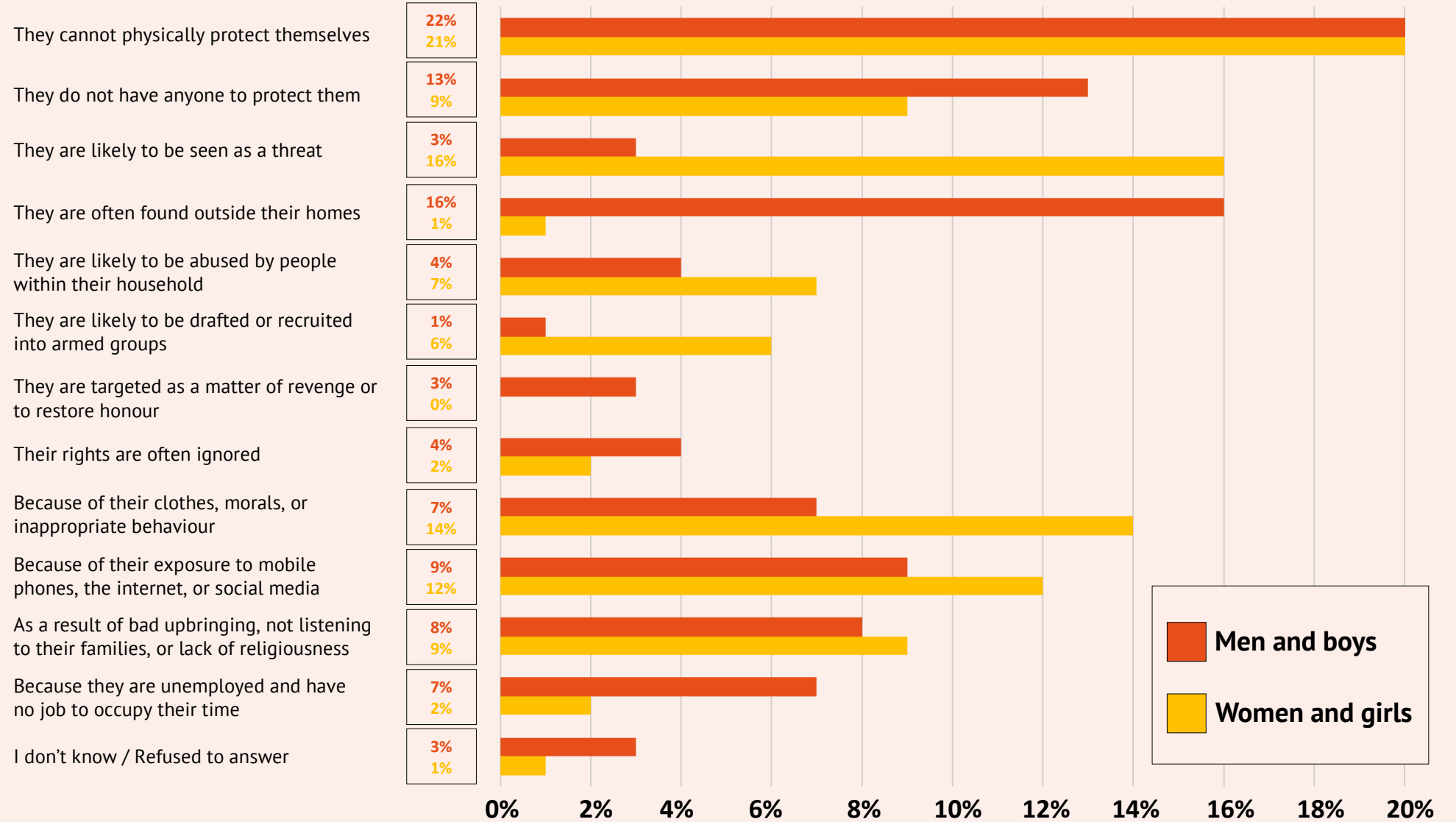
## Human Security Survey Iraq Kirkuk – March 2023

Abdullatif Sleibi

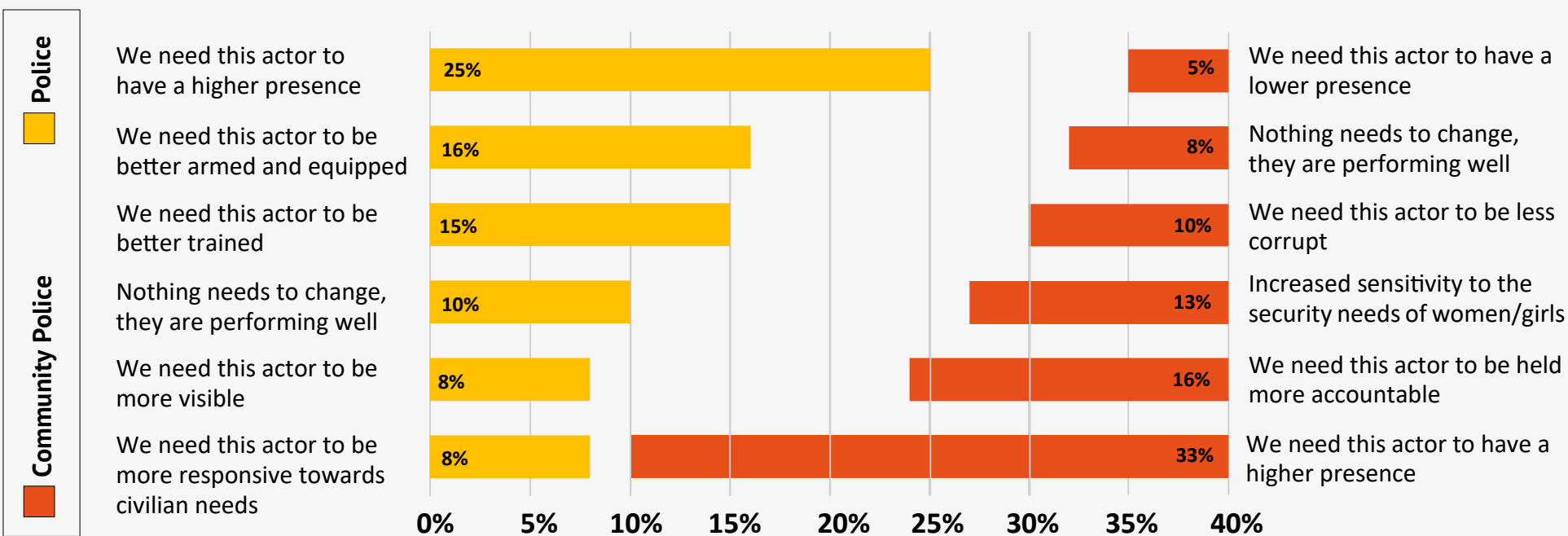
How do you rate the performance of this actor in providing security?



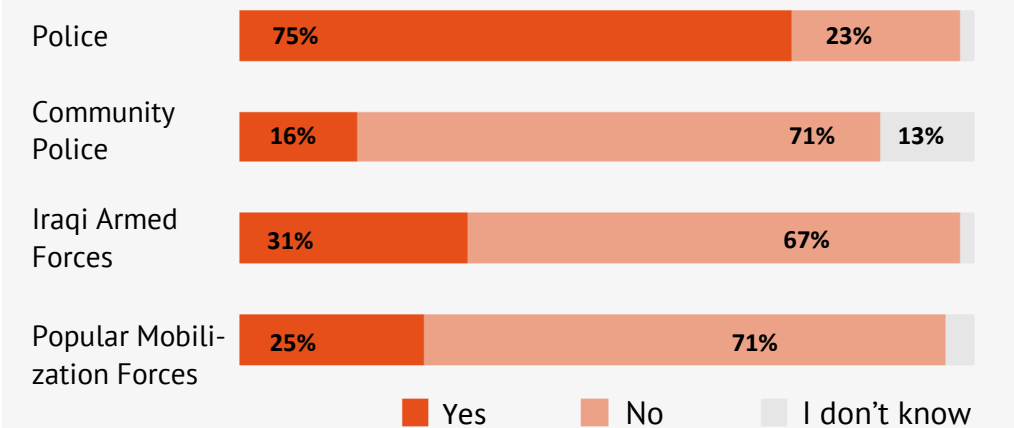
IN GENERAL, WHAT DO YOU THINK ARE THE MAIN REASONS THAT WOMEN AND GIRLS/ MEN AND BOYS ARE EXPOSED TO VIOLENCE?



WHAT DO YOU THINK IS NEEDED TO IMPROVE THE PERFORMANCE OF THIS ACTOR [TOP CHOICES]



DOES THIS ACTOR HAVE A CONSISTENT PRESENCE IN YOUR COMMUNITY?



**92%**

of respondents believe that police forces are **protecting** civilians rather than **harming** them

## Human Security Survey Iraq Kirkuk – March 2023

Abdullatif Sleibi



**25.8%**

of respondents indicated that municipality vehicles **do not** collect **waste** in their area



**56.0%**

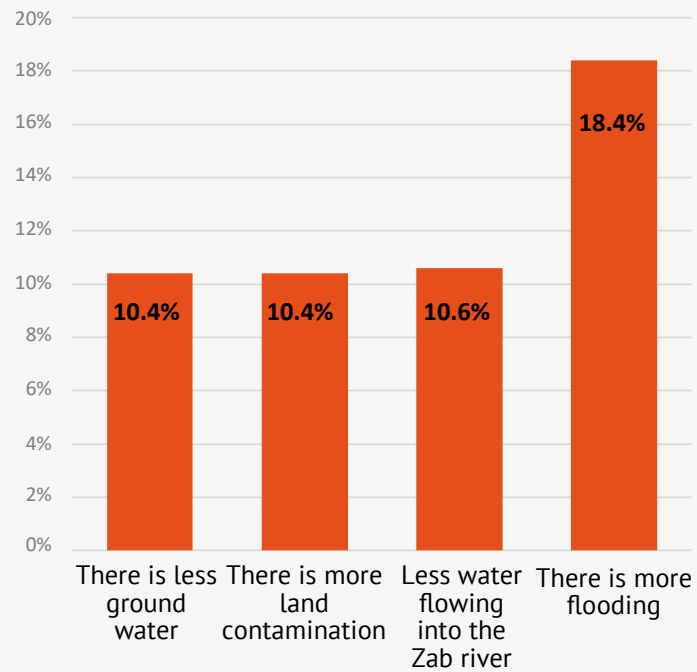
of respondents were **not** aware that **environmental laws** exist in Iraq



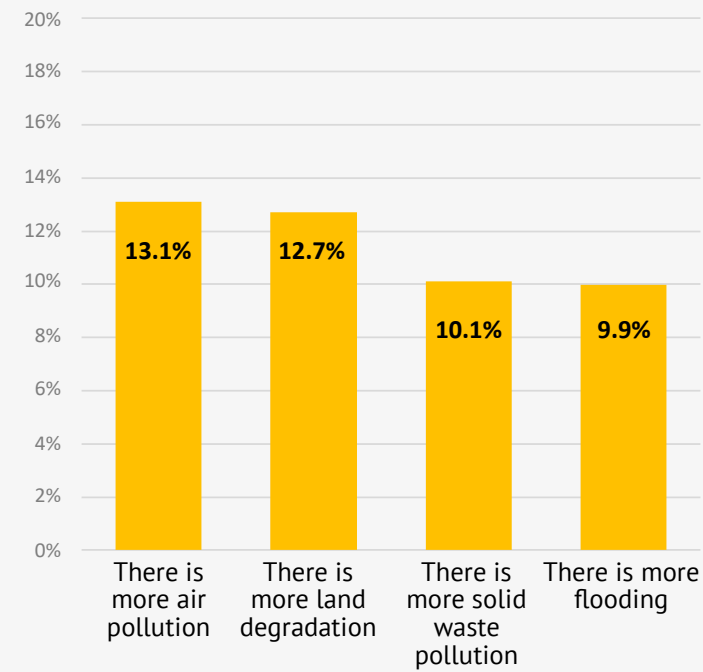
**82.2%**

of respondents indicated that having **environmental laws** drafted and enforced in Iraq would be **useful**

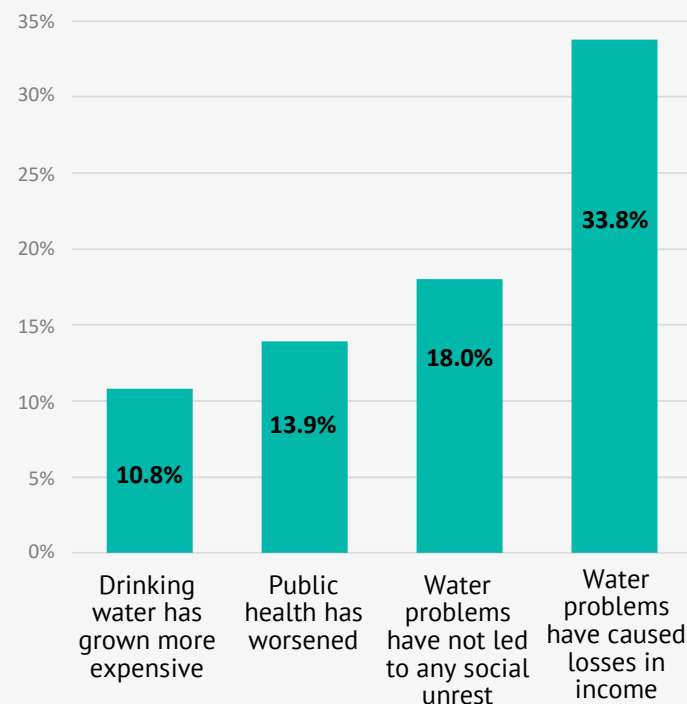
HAVE YOU OBSERVED ANY ENVIRONMENTAL CHANGES IN YOUR AREA IN THE LAST 12 MONTHS?



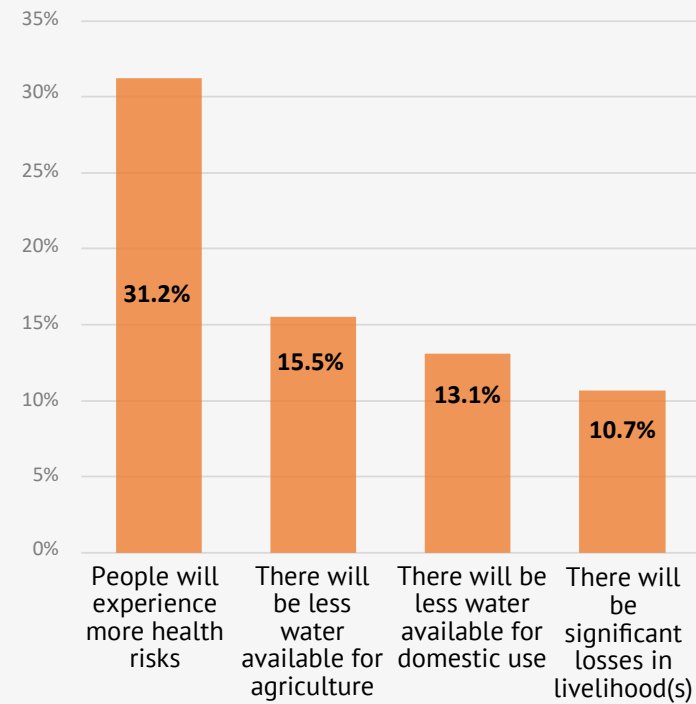
WHAT ARE THE MOST PRESSING ENVIRONMENTAL ISSUES THAT NEED TO BE ADDRESSED IN THE COMING 12 MONTHS?



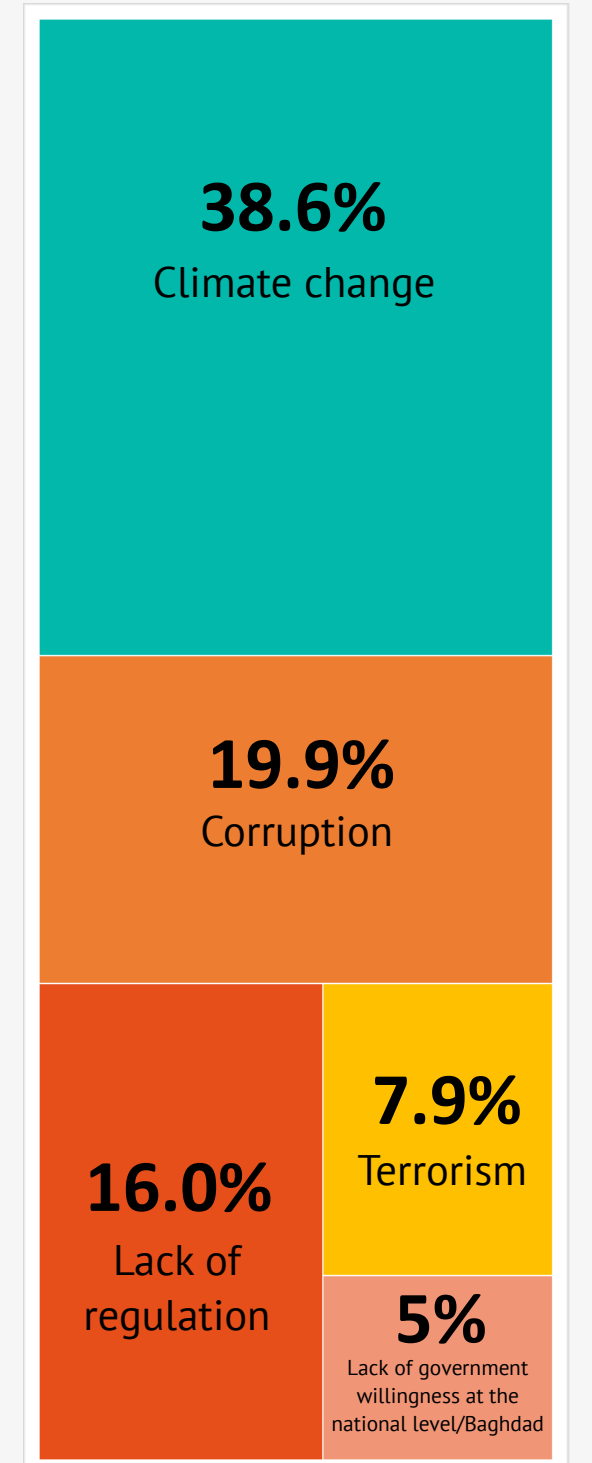
HOW HAVE WATER-RELATED PROBLEMS CAUSED UNREST IN YOUR AREA IN THE LAST 12 MONTHS?



HOW WILL POLLUTION AFFECT YOUR AREA IN THE COMING 12 MONTHS?



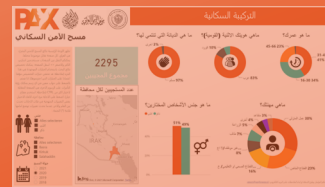
WHAT DO YOU THINK IS THE CAUSE BEHIND THE ENVIRONMENTAL CHANGES WE DISCUSSED TODAY?



## Human Security Survey Iraq Kirkuk – March 2023

Abdullatif Sleibi

Find more HSS data on our interactive dashboards of [Iraq](#) and [South Sudan](#)



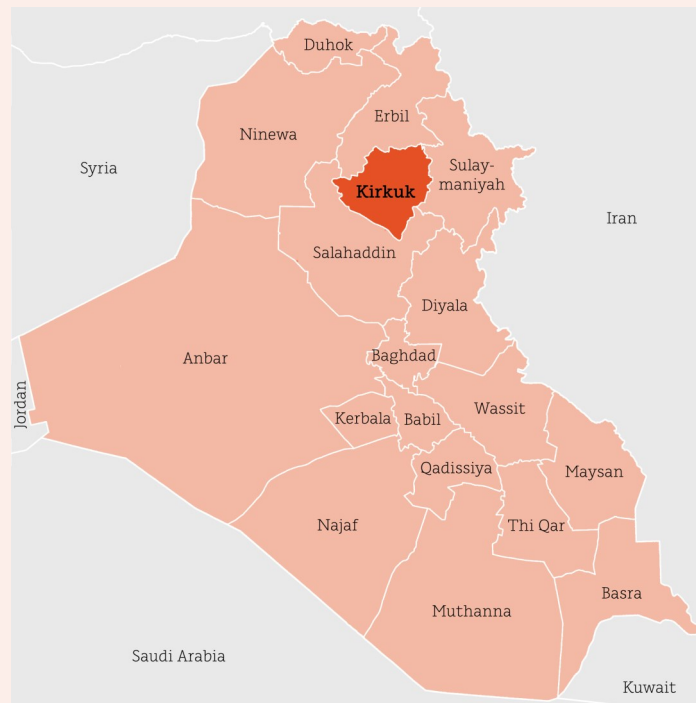
The **Human Security Survey** (HSS) is a methodology developed by PAX to collect data and facilitate dialogue about civilians' experiences in conflict situations. Read more about PAX or the Human Security Survey in Iraq on [protectionofcivilians.org](https://protectionofcivilians.org) or contact Saba Azeem ([azeem@paxforpeace.nl](mailto:azeem@paxforpeace.nl)).

### HUMAN SECURITY SURVEY METHODOLOGY

Over a period of 3 weeks in March 2023, **15** enumerators conducted **682** face-to-face interviews across all 4 districts of Kirkuk Governorate using a standardized survey script. For more details on how HSS data is collected and analysed, view our [methodological note](#).

Taking into account the most recent population estimates, respondent targets were set with the aim of a representative distribution across gender, district, subdistrict, and urban/rural areas. Communities, households, and individual respondents were selected to participate through a systematic and approximately **random procedure to increase the likelihood of generalizability**.

The Iraqi Al-Amal Association (IAA), trusted long-time partner of PAX will continue its work in Kirkuk through **community engagement activities** with civilians, authorities, and a multitude of security actors to improve the local security situation using the results of the Human Security Survey.



*Disclaimer: Provided maps are intended for illustrative purposes only and do not warrant accuracy or completeness. Furthermore, maps used in this publication do not imply the expression of any opinion whatsoever on the part of PAX or the authors.*



**85%**

Of respondents believe that political and security actors need more information about the priorities of civilians in order to improve the local security situation.



**Agree** **Disagree** **I don't know**

I am not at risk of **violence or crime from within my own household:**

**87.8%** **11.1%** **1.0%**

This area is **safe from Daesh:**

**89.7%** **8.9%** **1.3%**

Men and women are likely to **receive equal treatment when reporting an incident to the police:**

**52.9%** **37.0%** **10.1%**

There should be **more women serving in the police force** to help with community security issues:

**61.9%** **34.0%** **4.1%**

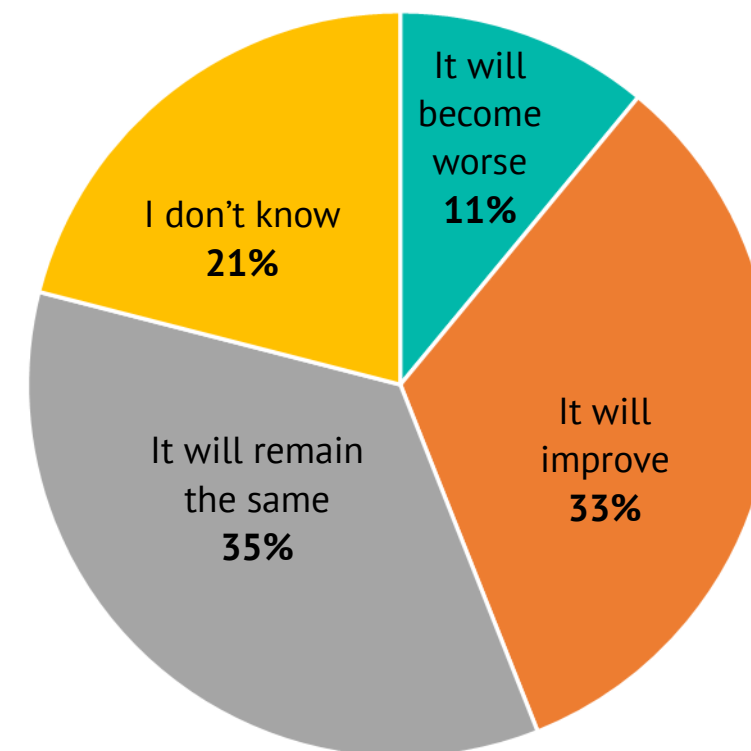
In our community it is common for **men to discipline women and girls through physical or verbal violence:**

**29.9%** **63.0%** **7.1%**

It is very easy for **civilians to acquire firearms** in this community:

**32.8%** **58.7%** **8.5%**

### WHAT DO YOU EXPECT WILL HAPPEN WITH SECURITY IN YOUR COMMUNITY IN THE NEXT YEAR?



**Kirkuk**  
(N = 682)