





# Human Security Survey South Sudan

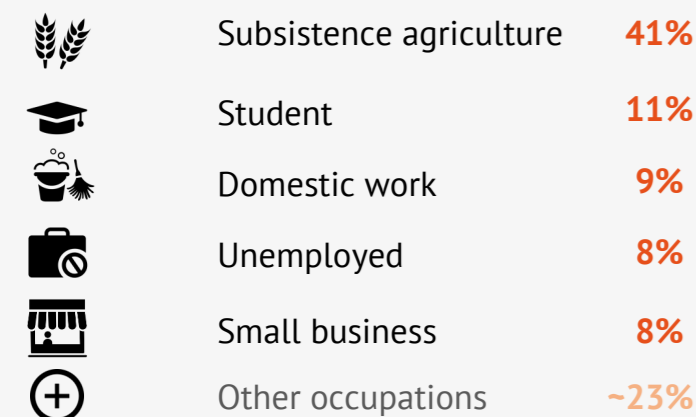
Jonglei State – May 2023

## HSS RESPONDENTS (506)

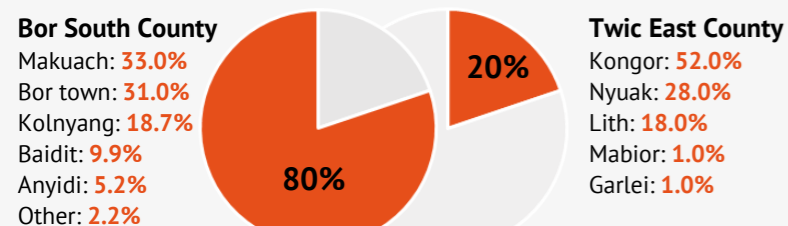
### AGE DISTRIBUTION



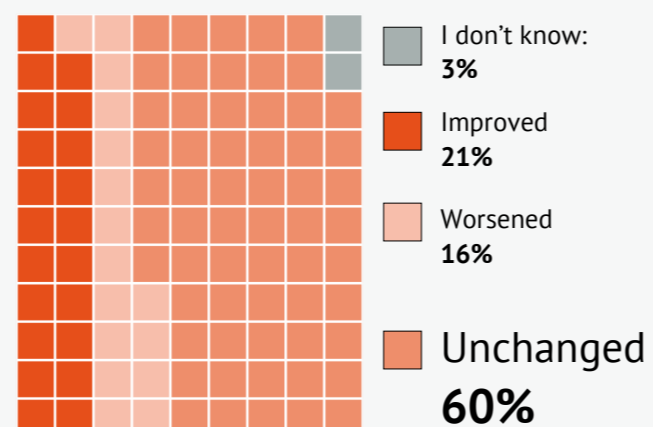
### MAIN OCCUPATION & LIVELIHOOD



### LOCATION: COUNTY & PAYAM

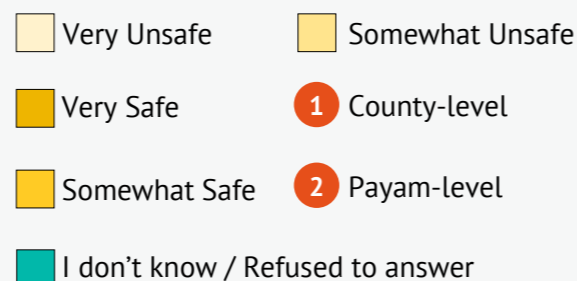
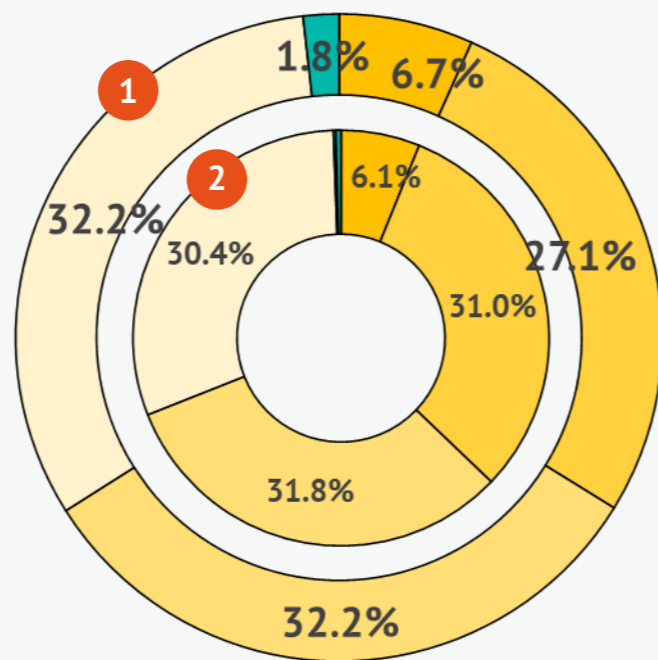


## HOW DID YOUR PERSONAL SECURITY SITUATION CHANGE SINCE LAST YEAR?



Jonglei State  
(N = 506)

## HOW DO YOU PERCEIVE YOUR COUNTY/PAYAM IN TERMS OF SAFETY?

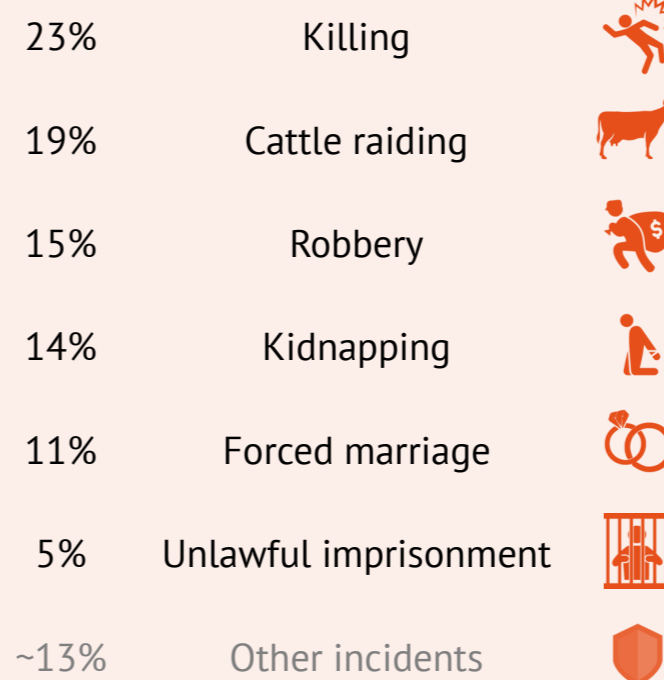


## WITH WHICH STATEMENT DO YOU AGREE MOST?



**44.5%** Households reporting **at least one** security threat in the previous year

### MOST FREQUENTLY REPORTED INCIDENTS (percentage of all 225 households reporting a total of 396 incidents)



The percentage of households reporting incidents has decreased since the previous survey round in 2022 [49%]. Total incidents reported have also decreased by 16.8% [80 less].

**72.6%**

Households that **did not make contact** / ask for help after experiencing **at least one** security threat in the previous year

**67.8%**

Security incidents/threats **were not reported** in the previous year

**59.1%**

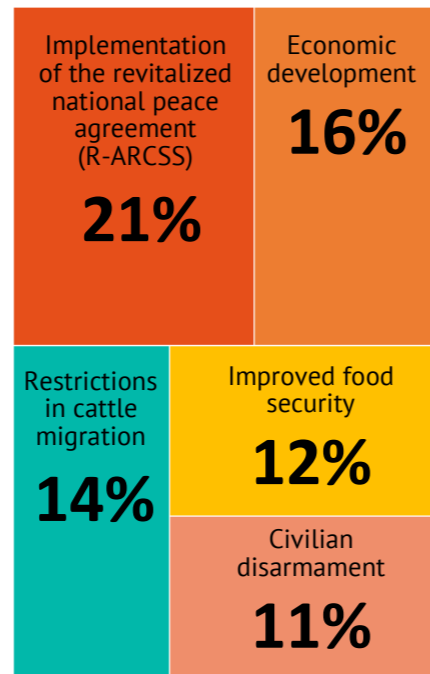
Households that **were not satisfied** with the resolution to their security incident/threat

**47.0%**

Security incidents/threats **did not lead to satisfaction** as a result of the perpetrator not being caught

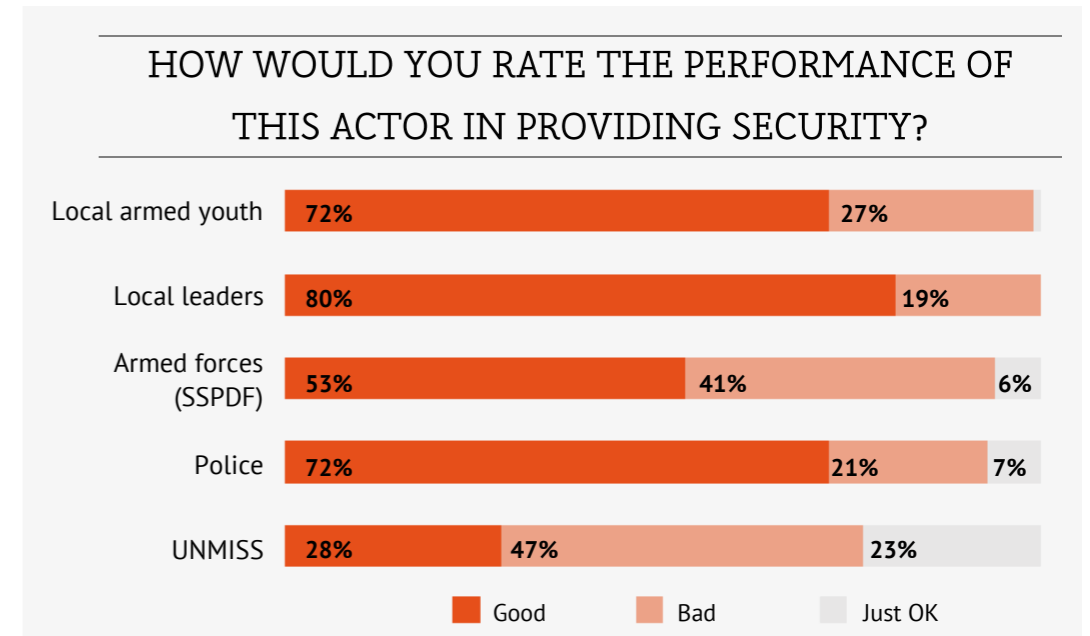
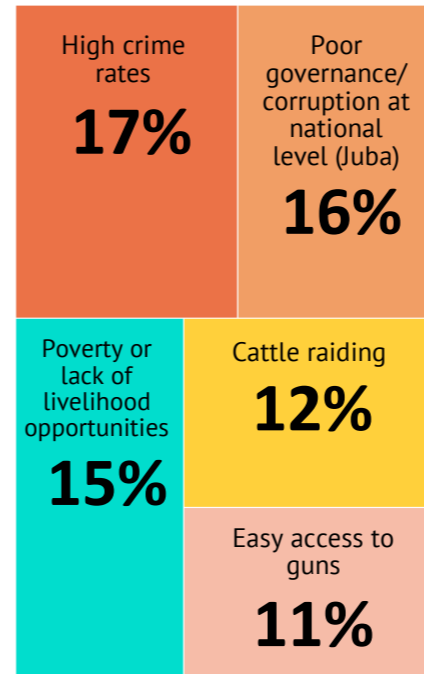


# Human Security Survey South Sudan Jonglei State – May 2023

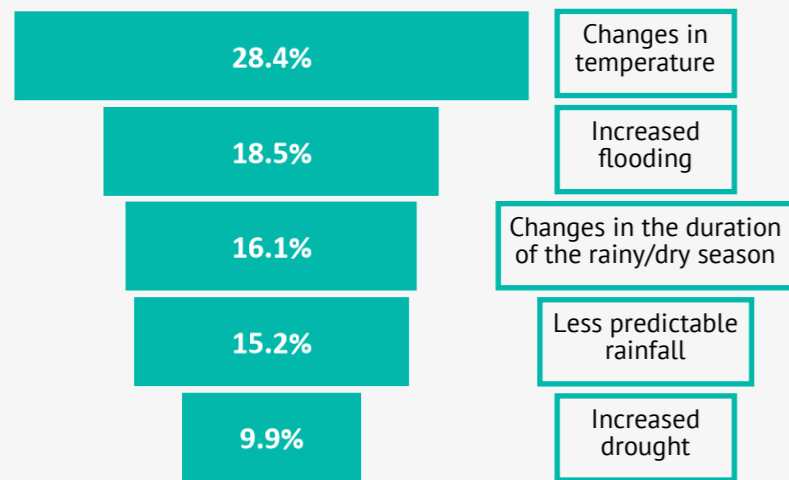


Changes needed for lasting peace

Factors causing further conflict



## DID YOU OBSERVE ANY OF THE FOLLOWING ENVIRONMENTAL CHANGES IN YOUR AREA?



**82%** Do not feel safe from violence and crime in their community

**78%** Trust local armed youth more than external actors for security provision in their payam

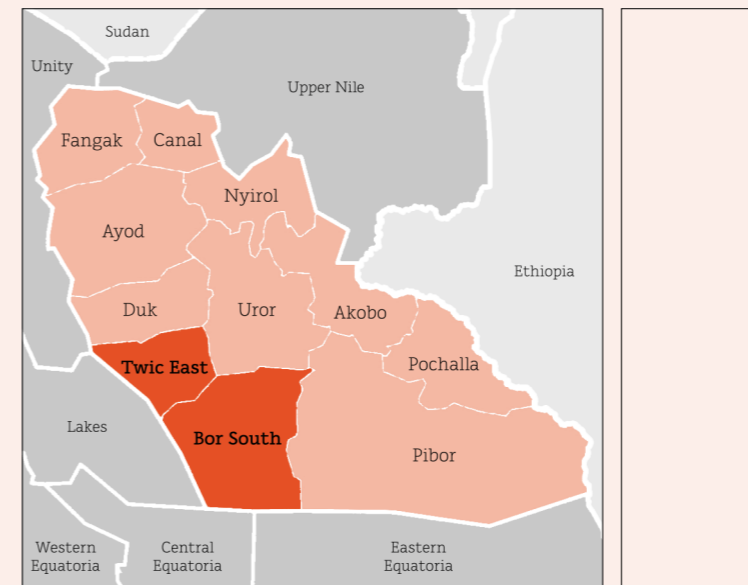
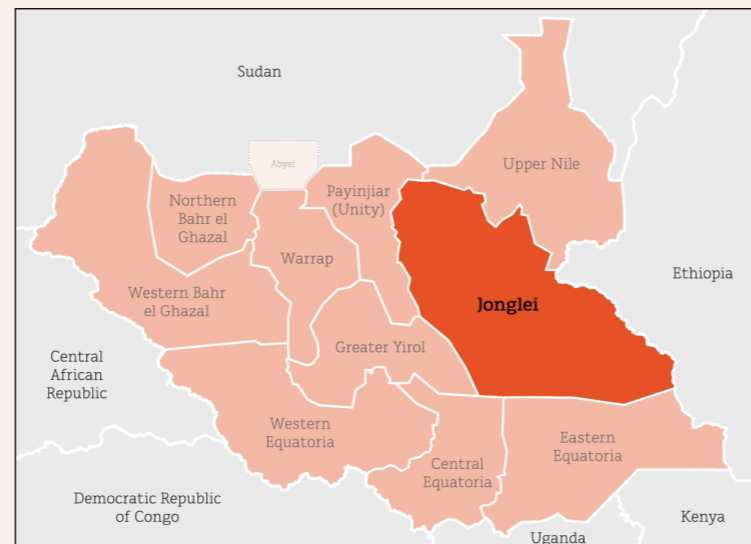
**80%** Think that acquiring new weapons in their payam is difficult

## HUMAN SECURITY SURVEY METHODOLOGY

During 3 weeks in May 2023, 14 enumerators conducted 506 face-to-face interviews across 2 counties of Jonglei (Twic East County, Bor South County) using a standardized survey script. Enumerators were also deployed to Duk County, however severe road insecurity prevented data collection in the County this year.

PAX will engage further with representatives from Twic East, Bor South, and Duk counties to present, validate and discuss the survey results, in order to formulate an action plan to improve the local security situation.

For more details on how HSS data is collected and analyzed, view our [methodological note](#).



Left: Map of South Sudan. Right: Map of Jonglei, highlighting the areas surveyed in 2023. Disclaimer: These maps are intended for illustrative purposes only and do not warrant accuracy or completeness, nor do they imply the expression of any opinion by PAX.



**72%**

Find it important for civilians to meet with local government and organized forces to advocate for better protection in their community



The Human Security Survey (HSS) is a methodology developed by PAX to collect data and facilitate dialogue about civilians' experiences in conflict situations.

Read more about PAX or the HSS in South Sudan on [protectionofcivilians.org](https://protectionofcivilians.org) or contact Anton Quist ([quist@paxforpeace.nl](mailto:quist@paxforpeace.nl)).

Find more HSS data on our interactive dashboards of [Iraq](#) and [South Sudan](#).

