

# Human Security Survey Iraq 2023 Summary Report – Environmental Module

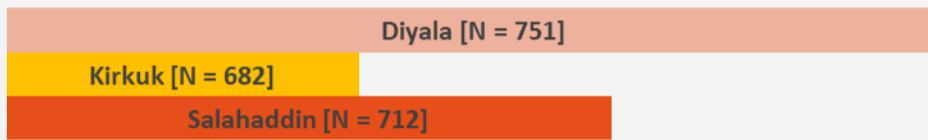
Salahaddin, Kirkuk, Diyala: Iraq

By *Abdullatif Sleibi & Saba Azeem*

[protectionofcivilians.org](https://protectionofcivilians.org)

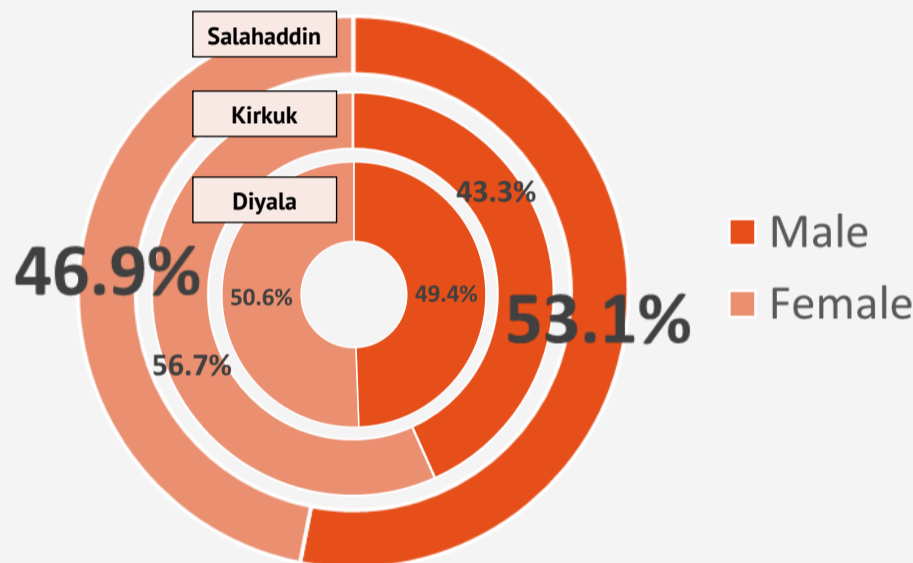
## HSS Iraq: Respondents

### SAMPLE



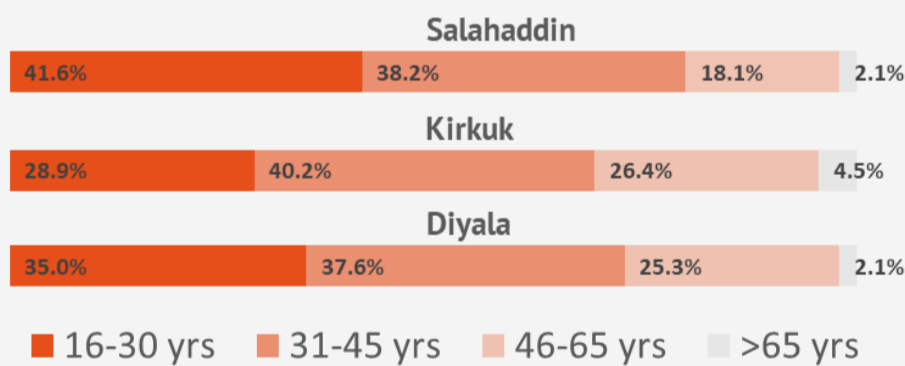
### GENDER DISTRIBUTION

\*This question allows for only one response.



### AGE DISTRIBUTION

\*This question allows for only one response.



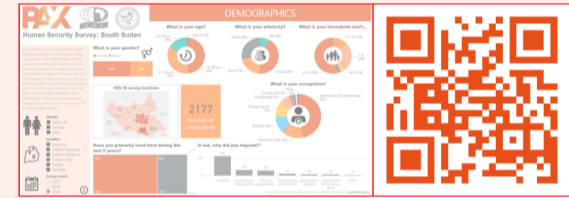
### EDUCATION & SCHOOLING

\*This question allows for only one response.

_education_schooling	Salahaddin (N = 712)	Kirkuk (N = 682)	Diyala (N = 751)
No formal schooling completed	14.9%	<b>23.5%</b>	15.8%
Primary school	26.4%	<b>26.7%</b>	21.6%
Secondary school	19.1%	17.9%	<b>21.2%</b>
Vocational/technical school or apprenticeship	8.99%	8.8%	<b>13.6%</b>
Bachelor's degree	<b>26.3%</b>	21%	24.5%
Professional or Master's degree or higher	<b>4.35%</b>	2.05%	3.33%
Refused to answer	0%	<b>0.147%</b>	0%

## Introduction

The **Human Security Survey (HSS)** is a unique survey methodology developed by PAX, that includes a series of complementary activities, including population-based research, active community engagement, and advocacy. In practice, the HSS collects security perspectives of local community members through randomized household surveys on an annual basis. Throughout 2023, Between **14** and **17** enumerators conducted **712** interviews in Salahaddin, **682** interviews in Kirkuk, and **751** interviews in Diyala using a standardized survey script. For more details on how HSS data is collected and analyzed, view our [methodological note](#).

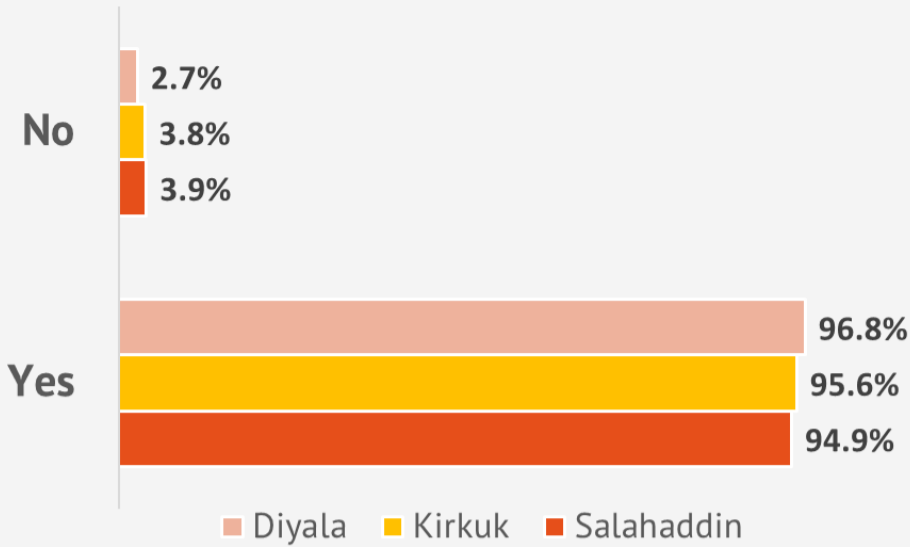


For more information about PAX or the Human Security Survey in Iraq, visit [protectionofcivilians.org](https://protectionofcivilians.org) or contact Saba Azeem ([quist@paxforpeace.nl](mailto:quist@paxforpeace.nl)). Find more HSS data on our interactive dashboards of [South Sudan](#) and [Iraq](#).

## Methodological Notes

- Please note that survey questions can be divided into 'select one' [respondents can only make one choice] and 'select multiple' [respondents can make multiple choices] questions. A comment is added where possible to specify the question type.
- The total number of responses (N) provided for a question can be found in either the header of the tabulated question, or as part of the visualization. With this in mind, 'select multiple' questions may have a higher/lower 'N' value than the actual number of survey respondents. Some questions also depend on responses to prior questions, or certain conditions, this can further influence the 'N' value.
- Percentages are calculated by 'column'. For example, 14.9% (N = 106) of all respondents in Salahaddin (N = 712) selected the option 'No formal schooling completed', when answering the question 'What is the highest level of schooling that you have completed' [As seen in the table to the left]. The sum of percentages by column will add up to 100%.

## IS PROTECTING THE ENVIRONMENT IMPORTANT FOR YOU?



_environment	Salahaddin (N = 712)	Kirkuk (N = 682)	Diyala (N = 751)
Yes	94.9%	95.6%	96.8%
No	3.93%	3.81%	2.66%
_I don't know	1.12%	0.587%	0.533%
_Refused to answer	0%	0%	0%

\*This question allows for only one response.

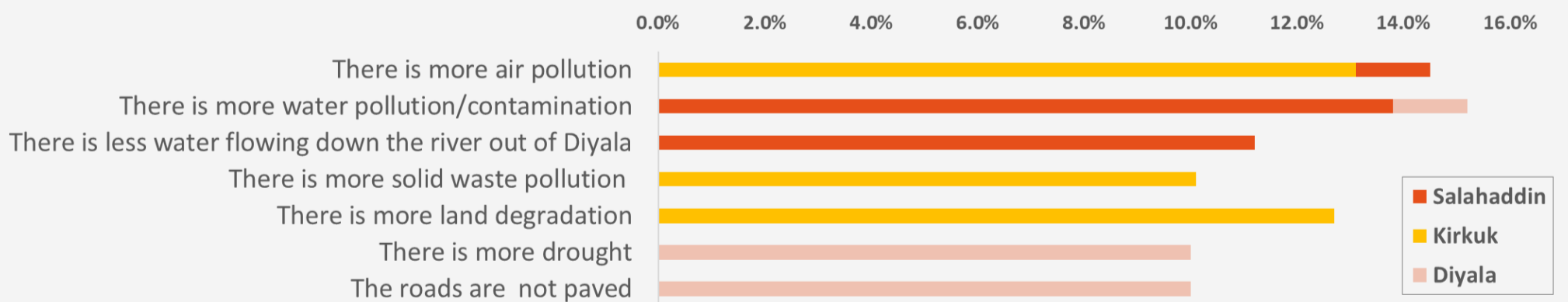
## WHICH ARE THE 3 MOST IMPORTANT/PRESSING ENVIRONMENTAL ISSUES THAT NEED TO BE ADDRESSED IN THE COMING 12 MONTHS?

env_issues_all	Salahaddin (N = 1595)	Kirkuk (N = 1372)	Diyala (N = 1896)
<b>There is more drought</b>	<b>1.07%</b>	<b>5.69%</b>	<b>10%</b>
There is less ground water	4.51%	7.07%	6.54%
There is more flooding	8.9%	9.04%	0.475%
There is less rainfall	0.878%	4.74%	8.18%
Less water flowing into the Zab river	NA	9.99%	9.34%
<b>Less water flowing down the river out of Diyala</b>	<b>11.2%</b>	<b>1.09%</b>	<b>6.33%</b>
<b>There is more water pollution/contamination</b>	<b>13.8%</b>	<b>2.19%</b>	<b>15.2%</b>
<b>More air pollution (dirty air from factories)</b>	<b>14.5%</b>	<b>13.1%</b>	<b>4.43%</b>
<b>More solid waste pollution (garbage/sewage)</b>	<b>10.7%</b>	<b>10.1%</b>	<b>7.75%</b>
There is more land contamination	7.52%	9.33%	1.64%
<b>There is more land degradation</b>	<b>3.2%</b>	<b>12.7%</b>	<b>5.49%</b>

env_issues_all	Salahaddin (N = 1595)	Kirkuk (N = 1372)	Diyala (N = 1896)
There are more sand and dust storms	2.88%	1.9%	5.8%
There is more land desertification	6.08%	4.96%	3.85%
There is less access to land	10.2%	4.15%	2.53%
<b>The roads are not paved/pavement is damaged</b>	<b>NA</b>	<b>NA</b>	<b>10%</b>
There are no changes to the environment	3.82%	1.68%	1.85%
Other	0.188%	0.292%	0.158%
_I don't know	0.502%	2.04%	0.316%
_Refused to answer	0%	0%	0.0527%

\*This question allows for more than one response.

### Top Three Environmental Issues per Governorate



## HOW HAVE WATER PROBLEMS CAUSED SOCIAL UNREST IN YOUR AREA IN THE LAST 12 MONTHS?

env_water_all	Salahaddin (N = 971)	Kirkuk (N = 927)	Diyala (N = 1254)
Water problems have caused worse public health (and that caused social unrest)	8.14%	13.9%	<b>34.6%</b>
Water problems have caused loss of income (and that caused social unrest)	30%	<b>33.8%</b>	21%
Water problems have caused more expensive drinking water (and that caused social unrest)	<b>18.8%</b>	10.8%	23.3%
Water problems have caused more insecurity (and that caused social unrest)	13.2%	3.99%	7.34%
Water problems have led to more tensions in my household	4.53%	9.6%	7.34%
Water problems have not led to any social unrest	3.6%	18%	5.9%
Other	21.6%	0.216%	0.0797%
_I don't know	0.103%	9.6%	0.399%
_Refused to answer	0%	0.108%	0.0797%

\*This question allows for more than one response.

## HOW WILL POLLUTION AFFECT YOUR AREA IN THE NEXT 12 MONTHS?

env_poll_all	Salahaddin (N = 1290)	Kirkuk (N = 1118)	Diyala (N = 1470)
There will be more health risks for people	7.29%	<b>31.2%</b>	<b>29.0%</b>
There will be less water available for agriculture	<b>31.1%</b>	15.5%	22.8%
There will be less water available for domestic use	13.7%	13.1%	19.5%
There will be a loss of livelihoods	9.3%	10.7%	11.4%
The air quality will be worse	12.9%	8.94%	8.23%
It will be difficult to stay and live here	13.6%	7.07%	5.24%
Pollution will not affect my area in the next 12 months	4.65%	6.71%	1.56%
Pollution will cause time loss due to consequent public holidays/difficulties related to freelance work	4.5%	2.24%	1.9%
Other	2.95%	0%	0%
_I don't know	0%	4.47%	0.272%
_Refused to answer	0%	0%	0%

\*This question allows for more than one response.



Salahaddin  
**31.1%**



Kirkuk  
**31.2%**



Diyala  
**29.0%**

## WHICH ARE THE 3 MOST IMPORTANT ENVIRONMENTAL ISSUES THAT NEED TO BE ADDRESSED IN THE COMING 12 MONTHS?



Salahaddin  
**31.2%**



Kirkuk  
**38.6%**



Diyala  
**29.6%**

env_cause_all	Salahaddin (N = 1309)	Kirkuk (N = 968)	Diyala (N = 1376)
Climate change	1.68%	<b>38.6%</b>	27.4%
War/conflict	<b>31.2%</b>	2.69%	1.02%
Terrorism	1.68%	7.85%	1.96%
Corruption	4.97%	19.9%	26.2%
Lack of regulation	19.3%	16%	<b>29.6%</b>
Lack of government capacity at the national level/ Baghdad	14.4%	8.06%	8.43%
Lack of government willingness at the national level/ Baghdad	14.8%	4.96%	4.87%
Other	11.7%	0.207%	0%
_I don't know	0.153%	1.55%	0.363%
_Refused to answer	0%	0.103%	0.145%

\*This question allows for more than one response.

### DO YOU KNOW IF ANY ENVIRONMENTAL LAWS EXIST IN IRAQ?

env_law	Salahaddin (N = 712)	Kirkuk (N = 682)	Diyala (N = 751)
Yes	27%	35.6%	49.3%
<b>No</b>	<b>60.4%</b>	<b>56%</b>	<b>44.2%</b>
_Other	0%	0%	0%
_I don't know	12.6%	8.36%	5.86%
_Refused to answer	0%	0%	0.666%

\*This question allows for only one response.

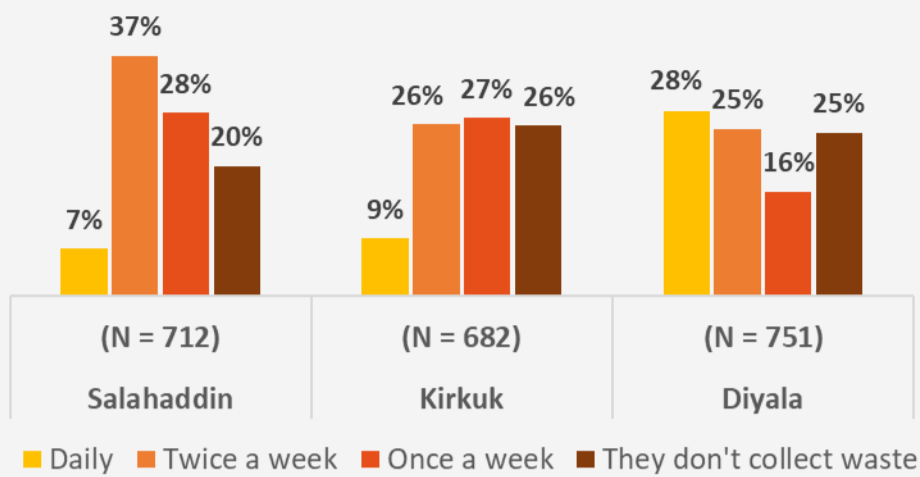
### WOULD IT BE USEFUL TO HAVE ENVIRONMENTAL LAWS DRAFTED AND ENFORCED IN IRAQ TO PROTECT AND

env_protec	Salahaddin (N = 712)	Kirkuk (N = 682)	Diyala (N = 751)
<b>Yes</b>	<b>95.4%</b>	<b>86.2%</b>	<b>94.8%</b>
No	2.81%	8.36%	2.93%
_Other	0.14%	0%	0%
_I don't know	1.69%	5.43%	1.73%
_Refused to answer	0%	0%	0.533%

\*This question allows for only one response.

## HOW OFTEN DO MUNICIPALITY WASTE COLLECTION VEHICLES COLLECT WASTE FROM YOUR AREA?

### Top Selections: Waste Collection



wastecollection	Salahaddin (N = 712)	Kirkuk (N = 682)	Diyala (N = 751)
Daily	7.16%	8.65%	28%
Twice a week	36.5%	26%	25.4%
Once a week	27.8%	27.1%	15.8%
Once a month	4.63%	6.74%	3.46%
Less than once a month	3.51%	2.93%	2%
They don't collect waste	19.7%	25.8%	24.8%
_Other	0.14%	0.44%	0%
_I don't know	0.562%	2.35%	0.533%
_Refused to answer	0%	0%	0%

\*This question allows for only one response.

## HOW WOULD YOU WANT TO HELP TO ADDRESS ANY OF THE ENVIRONMENTAL CONCERNS WE HAVE DISCUSSED TODAY?



env_action_all	Salahaddin (N = 1578)	Kirkuk (N = 1265)	Diyala (N = 1622)
Vote	6.31%	1.98%	6.04%
Protest	NA	NA	6.35%
<b>Share information via (social) media</b>	10.8%	6.09%	<b>16.2%</b>
Talk with ministry representatives at the national level/Baghdad	10.2%	10.1%	7.77%
Talk with ministry representatives in Salahaddin/Kirkuk/Diyala governorate(s)	9%	12.6%	13.6%
Talk with Parliamentarians at the national level/Baghdad	10.2%	13.4%	6.17%
Talk with Parliamentarians in Salahaddin/Kirkuk/Diyala governorate(s)	8.75%	7.35%	12.5%
Talk with city council representatives	8.81%	16%	12.9%
<b>Talk with UN or international organisations active in Diyala</b>	<b>11.2%</b>	<b>16.5%</b>	6.04%
Contact a voluntary or youth-led initiative which works on such issues	7.41%	4.03%	4.19%
Be a part of an investigation into environmental changes	6.78%	0.949%	2.03%
Clean up my own neighbourhood	3.36%	4.43%	4.01%
I do not want to be personally involved in addressing these issues	3.3%	2.77%	1.97%
Other	0.127%	0.158%	0%
_I don't know	3.04%	3.48%	0.123%
_Refused to answer	0.127%	0%	0.185%

\*This question allows for more than one response.

## WHY WOULD YOU NOT WANT TO BE INVOLVED IN ADDRESSING THESE ISSUES?



env_actions_whynot_all	Salahaddin (N = 73)	Kirkuk (N = 41)	Diyala (N = 35)
<b>I think others should do this (authorities, NGOs, etc.)</b>	<b>46.6%</b>	<b>41.5%</b>	20%
<b>I don't have the time</b>	12.3%	17.1%	<b>28.6%</b>
I don't feel comfortable or safe being involved in these efforts	1.37%	2.44%	8.57%
There are more important issues that need to be addressed first	4.11%	4.88%	8.57%
I don't think my efforts would make a difference or the government will not do anything	21.9%	22%	22.9%
I have not seen any environmental changes or I don't think they are a problem	12.3%	9.76%	11.4%
Other	0%	0%	0%
_I don't know	1.37%	2.44%	0%
_Refused to answer	0%	0%	0%

\*This question allows for more than one response.