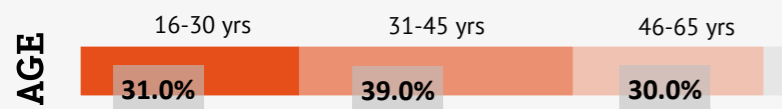


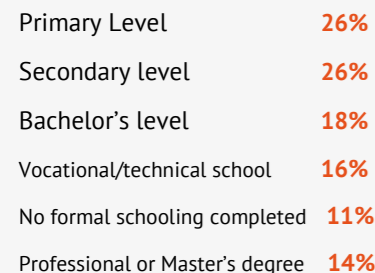
Human Security Survey Iraq Diyala – February 2024

Abdullatif Sleibi


HSS RESPONDENTS (784)



What is the highest level of education that you completed?



GENDER



Do you currently have a job for which you earn a wage?

YES! 58%


MARITAL STATUS



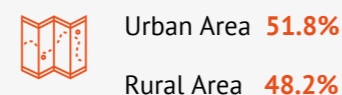
In which district has the interview been conducted?



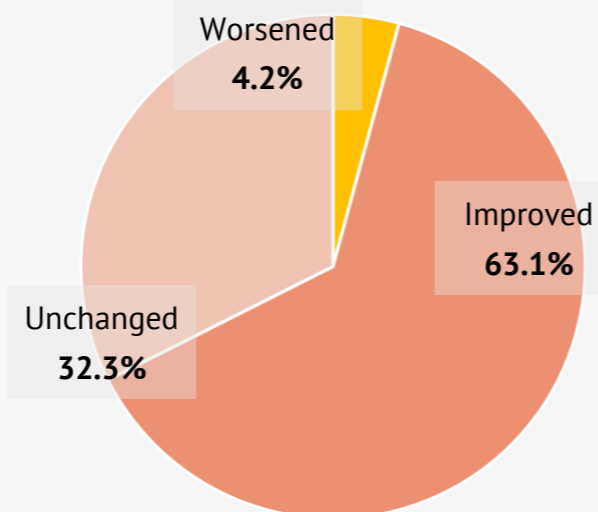
ETHNIC IDENTITY



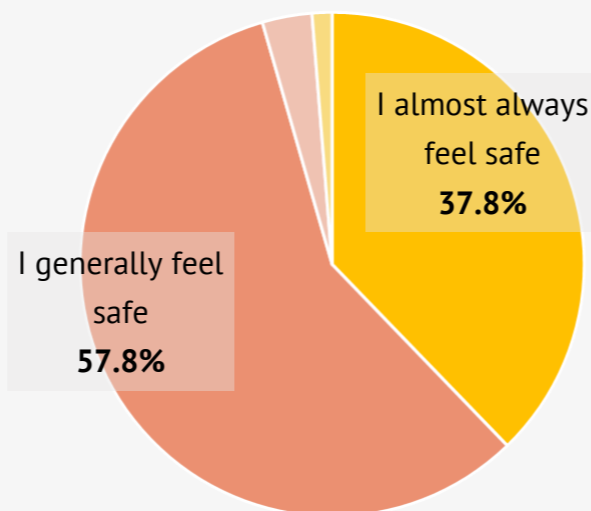
GEOGRAPHY



HOW DID YOUR PERSONAL SECURITY SITUATION CHANGE SINCE LAST YEAR?



HOW WOULD YOU RATE YOUR PERSONAL SECURITY SITUATION IN THIS COMMUNITY?



Only 5.9%

Of respondents changed their place of residence in the last 5 years

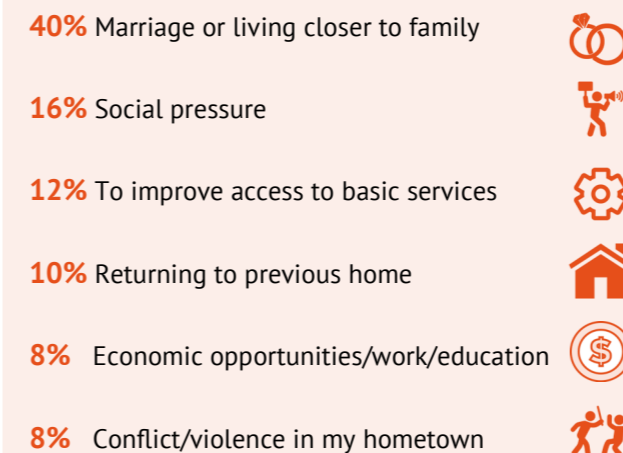


More than 95%

Of respondents who had indicated that they changed their place of residence in the last 5 years (46 respondents), migrated 1-2 times [as opposed to 3 or more times]



WHAT IS THE MAIN REASON BEHIND YOUR MIGRATION? [46 RESPONDENTS]

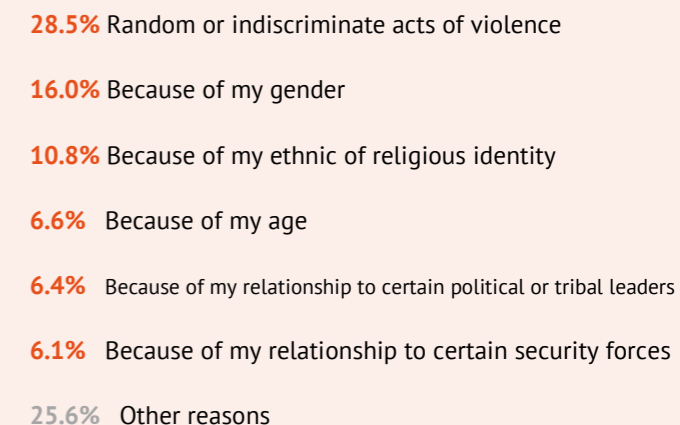


34%

Of respondents believe they are likely to become victims of violence in the next year



WHY DO YOU ANTICIPATE BECOMING A VICTIM OF VIOLENCE IN THE NEXT YEAR?



Only 7.7%

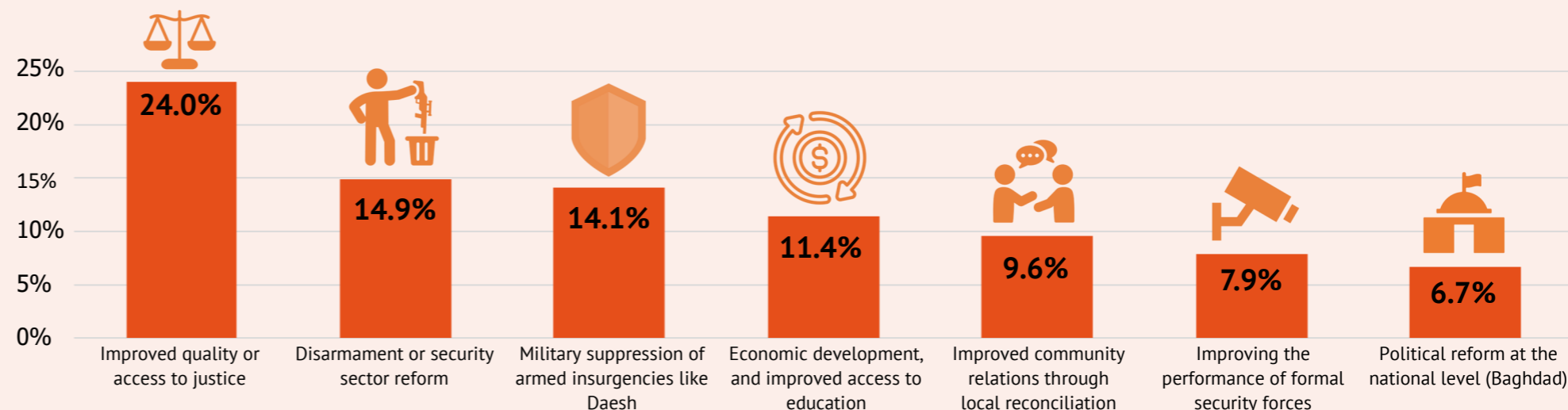
Of respondents were victims of robbery or seizure of property in the last year [60 incidents]



93%

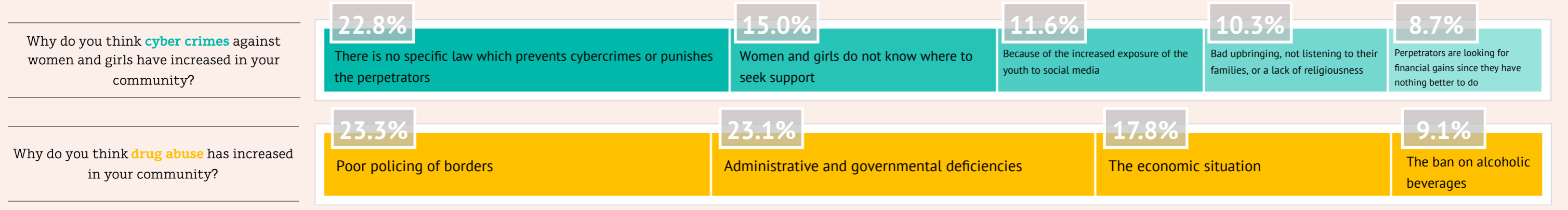
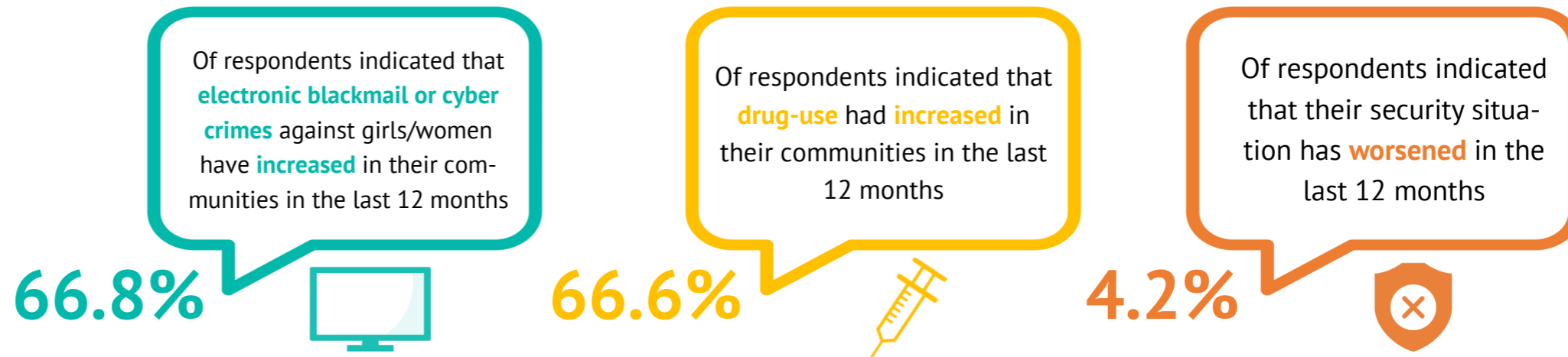
Of respondents indicated that they were victims of singular incidents of robbery or seizure of property. Only 1.67% of respondents reported experiencing robbery incidents more than once in the last year

WHAT ARE THE MOST SIGNIFICANT CHANGES THAT ARE NEEDED TO BRING LASTING PEACE TO IRAQ?



Human Security Survey Iraq Diyala – February 2024

Abdullatif Sleibi



How has the worsened security situation impacted your daily life?



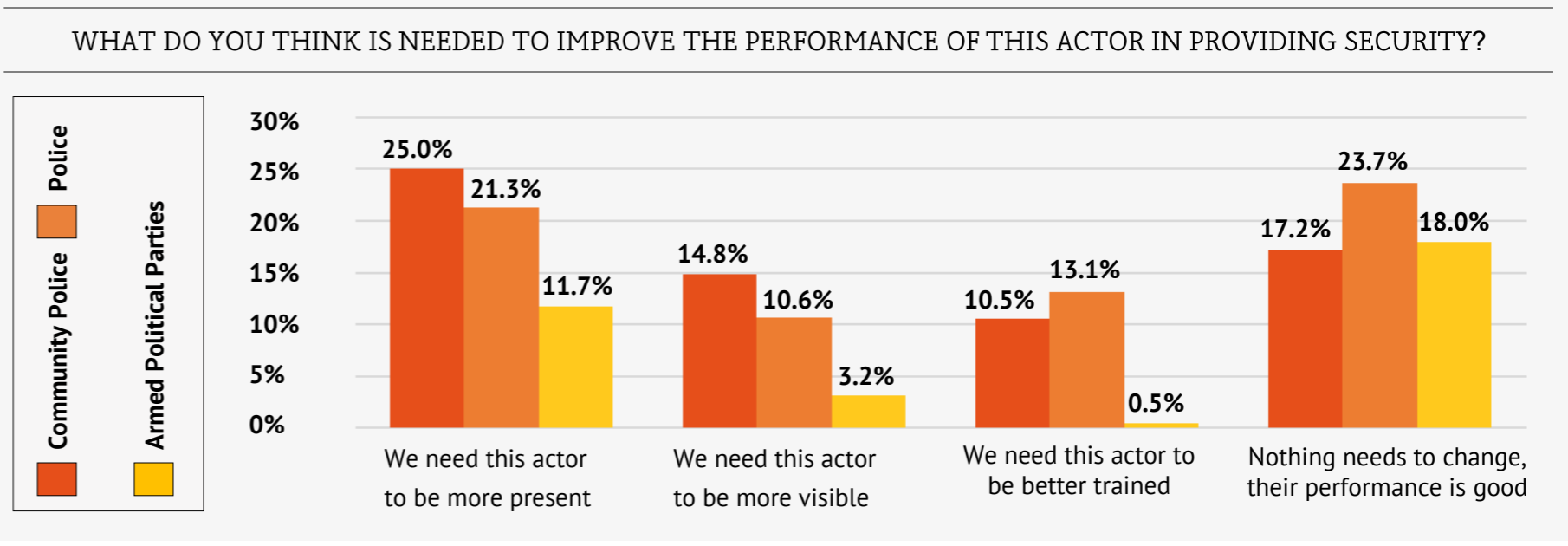
ARE THERE OTHER INDIVIDUALS OR GROUPS IN YOUR COMMUNITY THAT ARE ACTIVELY WORKING TO IMPROVE SECURITY FOR PEOPLE LIKE YOU?

- 50.1% Local leader (tribal leader, sheikh al hara, mukhtar, etc.)
- 19.0% Lawyer or official courts
- 12.8% Religious leader or groups
- 3.2% Online citizen groups
- 2.7% NGOs/community organizations
- 1.96% Women's organization(s)
- 0.7% The United Nations

WHICH OF THE FOLLOWING SECURITY ACTORS DO YOU GENERALLY TRUST TO WORK TOWARDS IMPROVED SECURITY IN YOUR COMMUNITY?

- 56.3% Police
- 19.0% Iraqi Armed Forces
- 14.4% Community Police
- 7.9% Hashd al-Shaabi
- 1.1% Regional Forces
- 0.2% Armed Political Parties

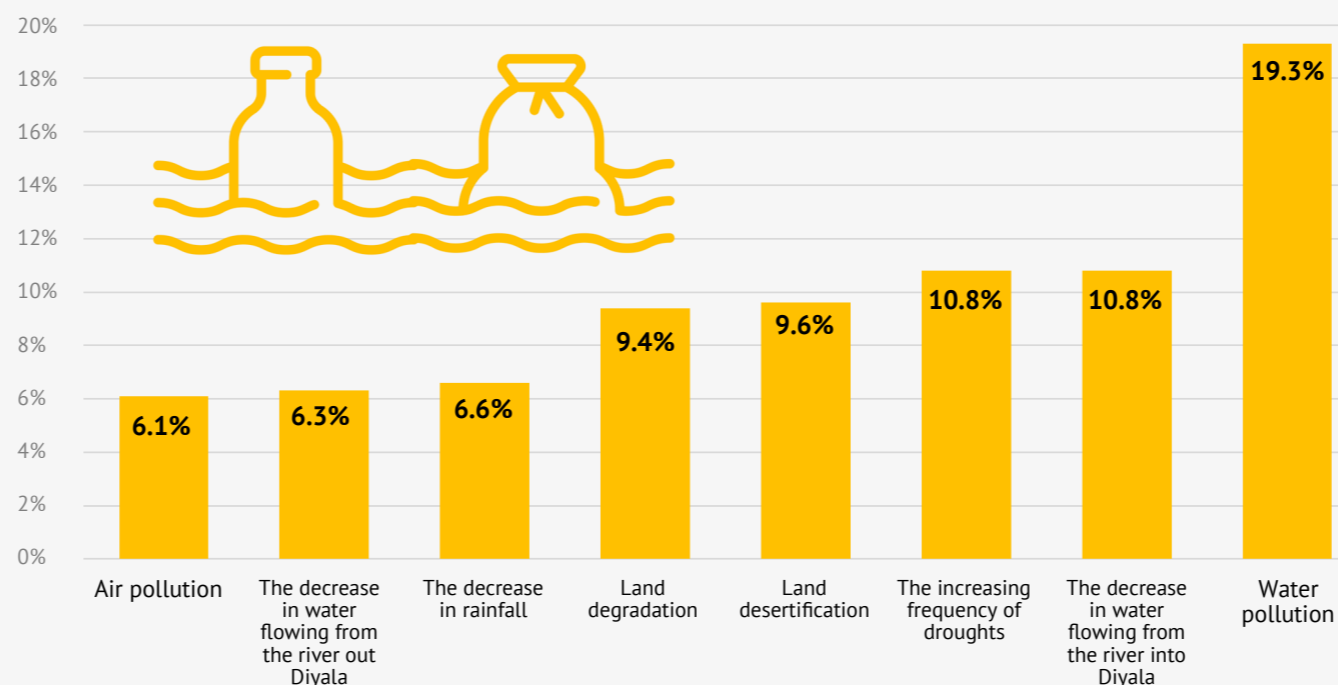
76% Of respondents indicated that they **agree** with the following phrase: "This area is safe from Daesh".




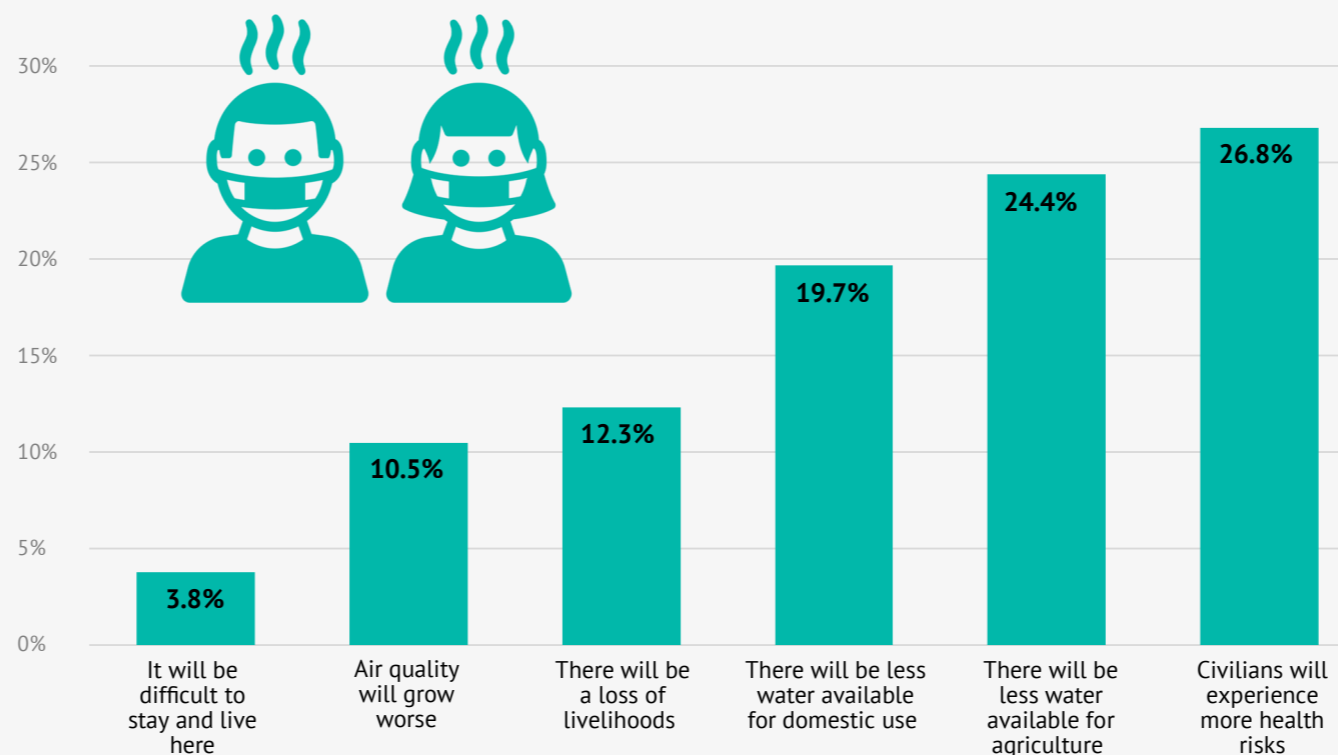
Human Security Survey Iraq Diyala – February 2024

Abdullatif Sleibi

WHAT ARE THE MOST PRESSING ENVIRONMENTAL ISSUES THAT NEED TO BE ADRESSED IN THE COMING 12 MONTHS?



HOW WILL POLLUTION AFFECT YOUR AREA IN THE COMING 12 MONTHS?



Which of the following factors were behind the environmental changes in your area?

24.0%
Climate Change

22.3%
Corruption

21.7%
Lack of regulation

14.7%
Other factors

11.1%
Lack of government capacity in the governorate

6.2%
Terrorism

95.8%

Of respondents indicated that protecting and preserving the environment is important to them



21.7%

Of respondents stated that municipal waste collection vehicles do not operate in their area/community



59.6%

Of respondents indicated that they are aware of the existence of environmental laws in Iraq



93.9%

Of respondents believe that it would be useful to have environmental laws drafted and enforced in Iraq to protect and preserve the environment



Human Security Survey Iraq Diyala – February 2024

Abdullatif Sleibi

Find more HSS data on our interactive dashboards of [Iraq](#) and [South Sudan](#)



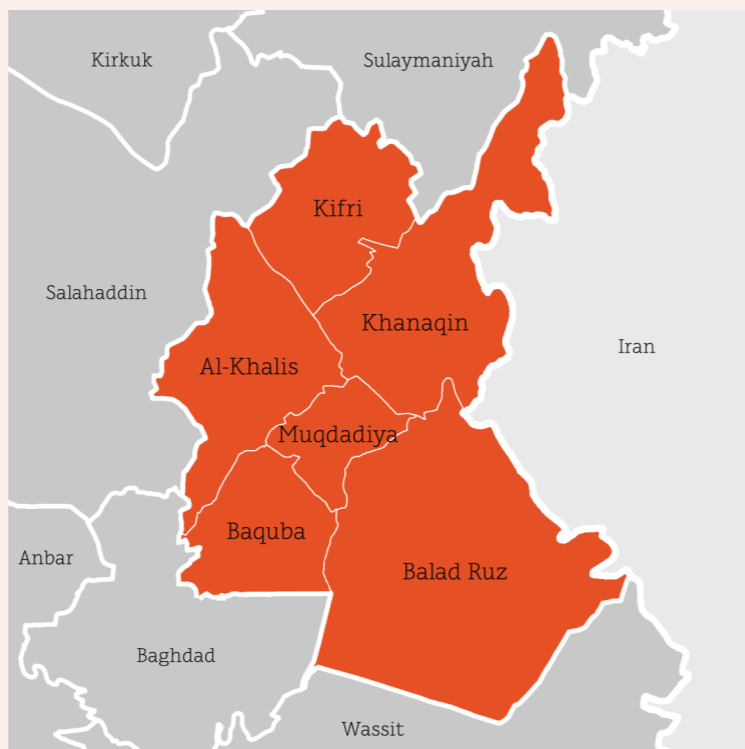
The **Human Security Survey (HSS)** is a methodology developed by PAX to collect data and facilitate dialogue about civilians' experiences in conflict situations. Read more about PAX or the Human Security Survey in Iraq on protectionofcivilians.org or contact Saba Azeem (azeem@paxforpeace.nl).

HUMAN SECURITY SURVEY METHODOLOGY

Over a period of 3 weeks in March 2023, **15** enumerators conducted **784** face-to-face interviews across all 7 districts of Diyala Governorate using a standardized survey script. For more details on how HSS data is collected and analysed, view our [methodological note](#).

Taking into account the most recent population estimates, respondent targets were set with the aim of a representative distribution across gender, district, subdistrict, and urban/rural areas. Communities, households, and individual respondents were selected to participate through a systematic and approximately **random procedure to increase the likelihood of generalizability**.

The Wand Al-Khair organization, trusted long-time partner of PAX will continue its work in Diyala through **community engagement activities** with civilians, authorities, and a multitude of security actors to improve the local security situation using the results of the Human Security Survey.



Disclaimer: Provided maps are intended for illustrative purposes only and do not warrant accuracy or completeness. Furthermore, maps used in this publication do not imply the expression of any opinion whatsoever on the part of PAX or the authors.



96%

Of respondents would like to participate in this survey again (if another cycle were to be organized)



WITH WHICH STATEMENT DO YOU AGREE MOST?

Civilians need arms to provide their own security in this governorate	18%	81%	Disarmament of civilians in this governorate is needed for security
Early marriages do not provide girls with more protection from violence	74%	25%	An early marriage when girls are still young is a way to protect them from violence
Dispute resolution between communities is best handled by local tribal leaders	35%	64%	Dispute resolution between communities is best handled by the formal court system



Agree **Disagree** **I don't know**

I am not at risk of violence or crime from within community:	61.5%	34.8%	3.7%
Men and women are likely to receive equal treatment when reporting an incident to the police:	69.8%	25.4%	4.8%
Honour killing/forced suicide is an effective way to restore a family's honor:	12.4%	84.2%	3.4%
It is very easy for civilians to acquire firearms in this community:	45.2%	46.0%	8.8%
The National government in Baghdad is taking clear steps to reduce violence in our community	67.5%	22.1%	10.1%

WHICH OF THE FOLLOWING PEOPLE OR GROUPS DO YOU CONSIDER MOST LIKELY TO BE EXPOSED TO VIOLENCE IN THIS COMMUNITY?

- 18.0% Poor People
- 15.6% Adolescent boys
- 12.8% Ethnic or religious minorities
- 12.7% Children
- 12.7% Unmarried women or girls
- 4.5% Relatives of the formal security forces
- 4.4% Adult women
- 4.4% Rich people
- 14.9% Other people/groups

27%

Of respondents indicated that they had heard of cases of **honor killing or forced suicide** happening to women and girls in their community within the last year



36%

Of respondents indicated that they had heard of cases of **forced marriage** happening to adult women (>18) in their community within the last year



69%

Of respondents indicated that they had **not heard** of cases of **sexual violence** (sexual assault / unwanted sexual contact) happening against women and girls in their community within the last year



59%

Of respondents indicated that they had **not seen** women or girls in their community being **verbally or physically harassed in public** within the last year

