

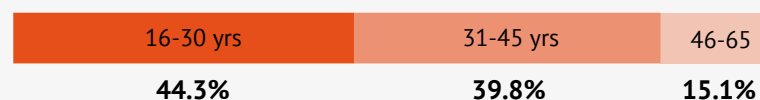


Human Security Survey South Sudan

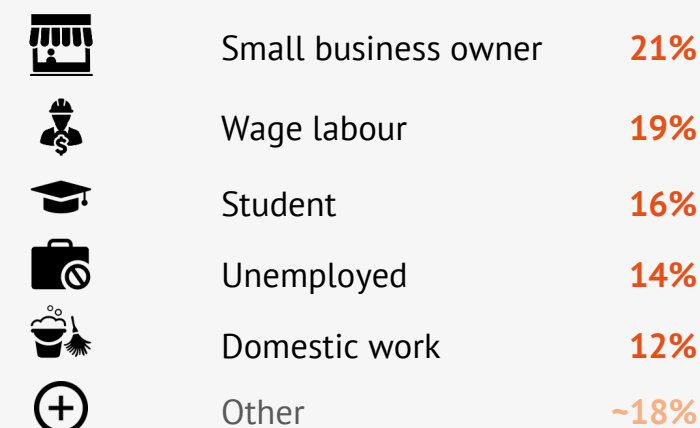
Central Equatoria State
— December 2022

HSS RESPONDENTS (576)

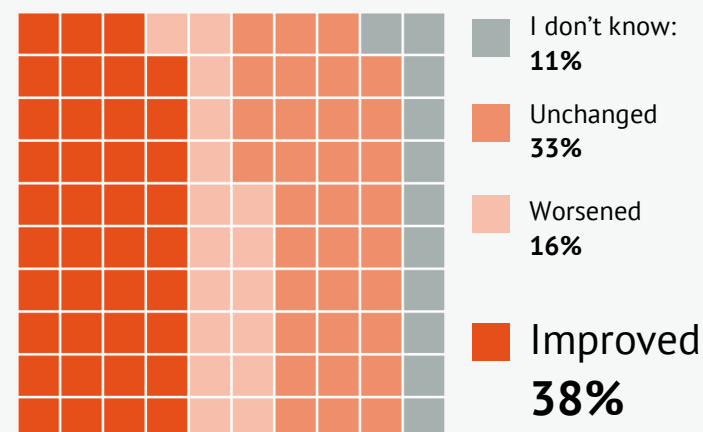
AGE DISTRIBUTION



MAIN OCCUPATION & LIVELIHOOD



HOW DID YOUR PERSONAL SECURITY SITUATION CHANGE SINCE LAST YEAR?

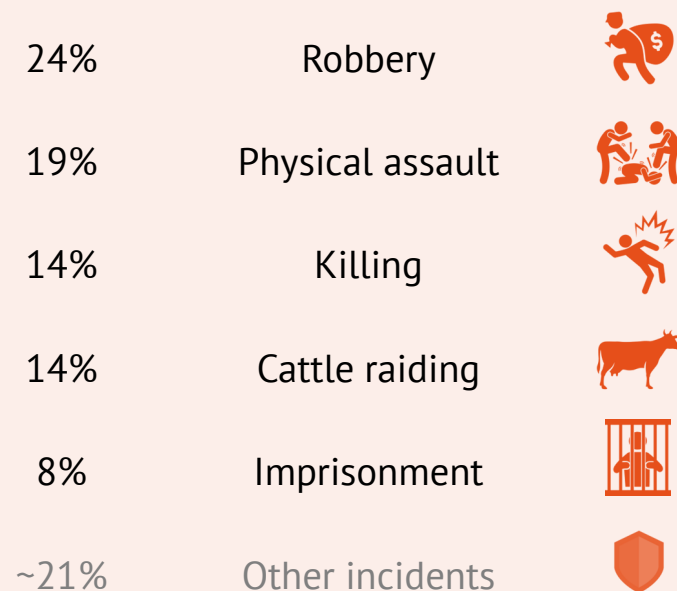


Central Equatoria State
(N = 576)

55%

Households reporting *at least one security threat* in the previous year

MOST FREQUENTLY REPORTED INCIDENTS (percentage of all 316 households reporting a total of 611 incidents)

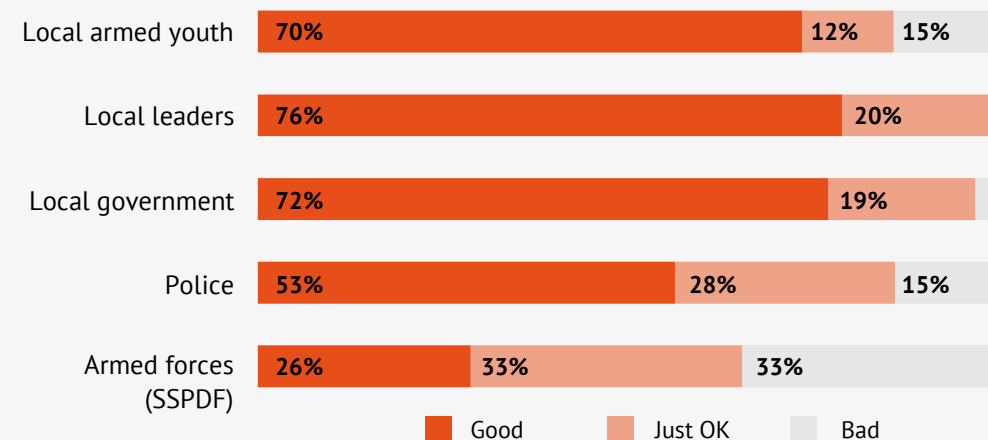


The percentage of households reporting incidents has not changed since the previous survey round in 2021 [55%]. However, total incidents reported have decreased by about 16.4% [122 less].

WITH WHICH STATEMENT DO YOU AGREE MOST?



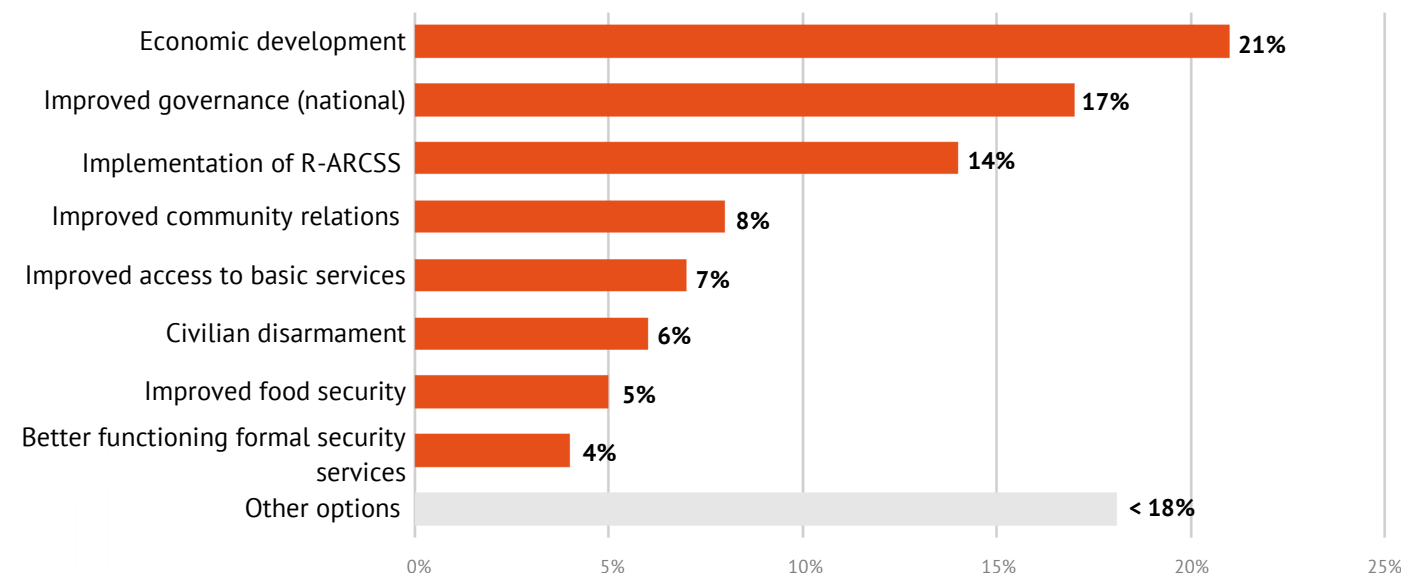
HOW WOULD YOU RATE THE PERFORMANCE OF THIS ACTOR IN PROVIDING SECURITY?



26%

Think that **security** will improve in their communities over the next year

WHAT ARE THE MOST SIGNIFICANT CHANGES NEEDED TO BRING LASTING PEACE TO SOUTH SUDAN?



19.4%

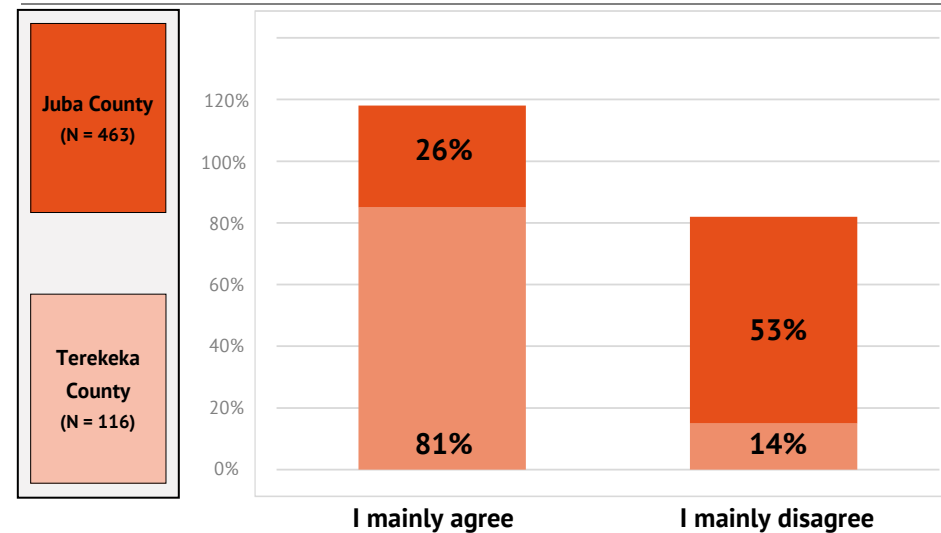
Think that poverty is the most likely factor to cause further conflict in the next year



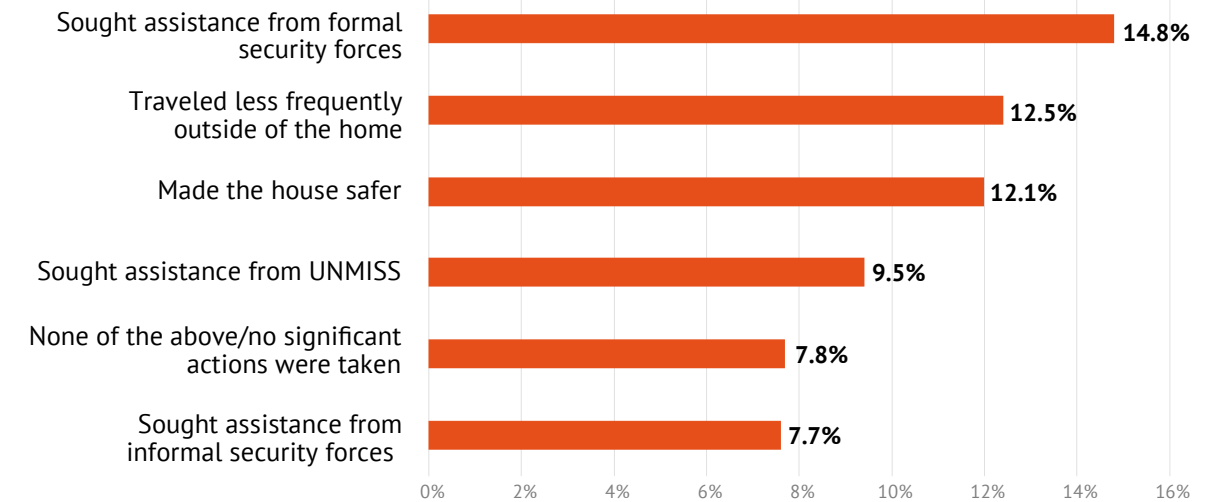
Human Security Survey South Sudan

Central Equatoria State
— December 2022

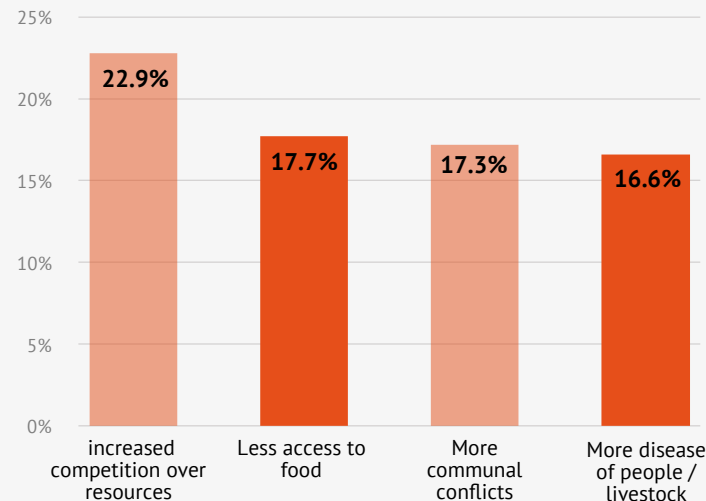
COMPARISON: IN MY PAYAM WE TRUST LOCAL ARMED YOUTH FOR OUR SECURITY MORE THAN ANY SECURITY ACTORS FROM OUTSIDE



HAVE YOU DONE THINGS TO PROTECT YOURSELF AS A RESULT OF INSECURITY?



WHAT ARE THE CONSEQUENCES OF ENVIRONMENTAL CHANGES?



27%

Think the national government is taking **effective** steps to reduce violence in their community

17%

Think that it is **very easy** to buy weapons in their payam

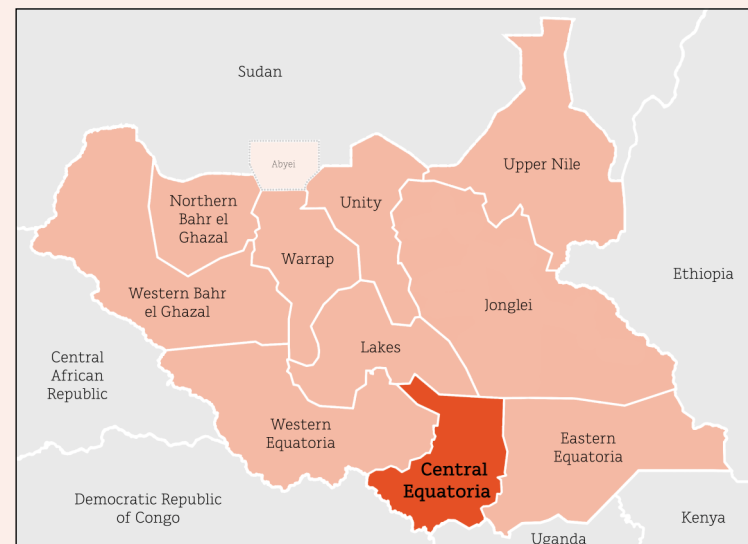
56%

Think that a young man who raids lots of cattle from a neighbouring community is **not** to be respected

HUMAN SECURITY SURVEY METHODOLOGY

During 3 weeks in December 2022, **14** enumerators conducted **576** face-to-face interviews across 2 counties of Central Equatoria (**Terekeka County, Juba County**) using a standardized survey script. For more details on how HSS data is collected and analyzed, view our [methodological note](#).

PAX will engage further with representatives from Juba and Terekeka counties to present, validate and discuss the survey results, in order to formulate an action plan to improve the local security situation.



Left: Map of South Sudan. Right: Map of Central Equatoria, highlighting the areas surveyed in 2022. Disclaimer: These maps are intended for illustrative purposes only and do not warrant accuracy or completeness, nor do they imply the expression of any opinion by PAX.



65%

Find it important for civilians to meet with local government and organized forces to advocate for better protection in their community



The **Human Security Survey** (HSS) is a methodology developed by PAX to collect data and facilitate dialogue about civilians' experiences in conflict situations.

Read more about PAX or the HSS in South Sudan on protectionofcivilians.org or contact Anton Quist (quist@paxforpeace.nl).

Find more HSS data on our interactive dashboards of [Iraq](#) and [South Sudan](#).

