

Human Security Survey

Salahaddin, Iraq — 2019

Gender Security Dynamics

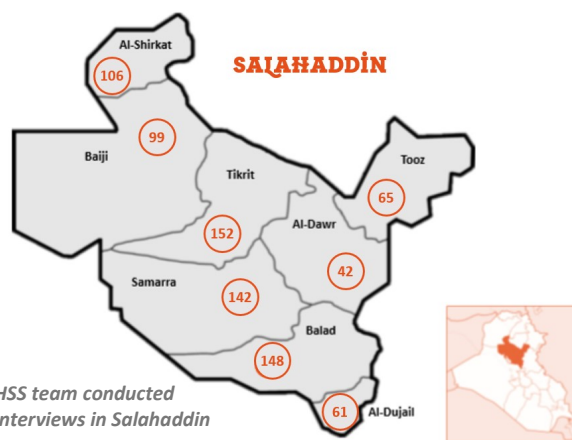
In August 2019, PAX and its local partner, the Iraqi Al-Amal Association, conducted the third round of the Human Security Survey (HSS) across all eight districts of Salahaddin governorate to get a sense of the experiences of civilian populations on issues regarding protection, conflict and security dynamics, and how they change over time. In the first year of the HSS in 2017, while PAX and the Iraqi Al-Amal Association were able to access all eight districts for surveys, in 2018, Tooz Khurmato and Al-Shirqat districts were inaccessible due to security challenges. Therefore, the annual comparison may not be fully representative of the entire governorate from 2018. (See below for more information about the project, and please visit our website for additional reports in this series.)

This report presents a summary of the findings in which the gendered dynamics of security and conflict become specifically apparent, including the different ways in which women and men in Salahaddin experience and perceive security.

ABOUT THE HUMAN SECURITY SURVEY:

The **HUMAN SECURITY SURVEY (HSS)** is a methodology developed by PAX's Protection of Civilians (PoC) department to **collect data and facilitate constructive dialogue about civilians' experiences, perceptions, and expectations in situations of conflict.** The intended purpose is threefold: 1) to increase the understanding of local security dynamics and trends; 2) to enhance the 'claim-making capacity' of civilians to identify their priorities and hold security providers and decision makers accountable; and 3) to inform evidence-based advocacy that enables international stakeholders to design and implement protection activities that reflect local realities. PAX implements all aspects of the HSS in Iraq in close collaboration with its local partners, the **IRAQI AL-AMAL ASSOCIATION** and the **IRAQI AL-FIRDAWS SOCIETY.** The HSS is currently also conducted in Kirkuk and Basra governorates. This is the third year that the survey was conducted in Iraq.

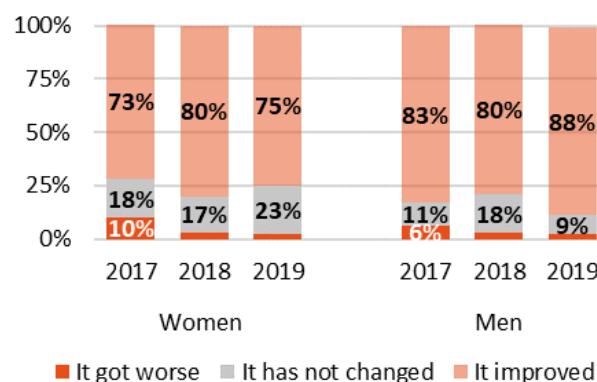
The survey in Salahaddin took place over three weeks in **August 2019.** A total of **15** enumerators (7 females and 8 males) conducted **815** surveys (**47%** female respondents and **53%** male respondents) across all eight districts in the governorate. Target numbers were allocated across sub-districts based on population density, with specific research sites being selected or omitted based on security and access, with an eye to ensuring demographic diversity. Communities, households and individual respondents were selected to participate as randomly as possible using a set of systematic procedures in order to maximize generalizability. Furthermore, our research protocol determines that female enumerators interview women, and male enumerators interview men. Participation is entirely voluntary with respondents given the choice to opt out of the survey at any point, and data are kept strictly confidential.



The HSS team conducted 815 interviews in Salahaddin

The results detailed here are drawn from interviews with **387 women** and **428 men.** All differences between men and women shown in the report are generally statistically significant at a 95% confidence level unless otherwise stated. However, it is likely that some gendered differences may be understated given the sensitivities around such topics in the country. Conservative gender norms in the country can make it difficult to discuss issues pertaining to 'family honour'; we therefore anticipate some level of underreporting of certain incidents, particularly sexual and gender-based violence (SGBV). PAX is currently testing out new methods to get quantitative data on the incidence of SGBV in a pilot project, the results of which are expected in mid-2020. Furthermore, it can be risky to openly express critical opinions on those in power, especially armed actors, thus increasing the potential for positive bias in how respondents reflect upon key security actors or the general security environment.

HOW WOULD YOU RATE YOUR PERSONAL SECURITY SITUATION COMPARED TO LAST YEAR?



In terms of changes in personal security in the past 12 months, **88%** of male respondents compared to **75%** of fe-

male respondents shared that their security situation improved, while 9% of male respondents compared to 23% of female respondents shared that there was no change in their personal security situation. While 97% of all respondents (96% female and 98% male) shared that they based their answer on their personal experiences, more female (67%) than male (57%) based their answers on experiences of their friends and family, while more male (22%) compared to female (8%) based their answers on comments made by social, religious or tribal leaders. Along similar lines, more male (11%) than female (4%) respondents based their answers on comments made by formal political or security actors, and more male (15%) compared to female (2%) based their answers on reports that they see on the media.¹ The proportions of those who reportedly improved in their personal security has also changed since the past years; in 2017, 73% female compared to 83% male respondents reported an improvement in their personal security, while in 2018, 80% of both male and female respondents reported an improvement in their personal security. So, while there has been a steady increase in male respondents' personal security improving over the years, this does not hold true to the same extent for female respondents.

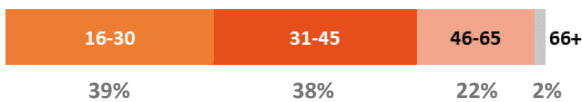
OUR RESPONDENTS IN SALAHADDIN:

Participation in the HSS is entirely voluntary and data are kept strictly anonymous and confidential. Communities, households, and individuals are approached for the survey through systematic and approximately random procedures, although the sampling and participant selection processes are structured to maximize the likelihood of gender balance and an appropriately diverse representation on the basis of ethnic and religious identity. (Note that our research protocol determines that female enumerators interview women, and male enumerators interview men.) Below is some information about our Salahaddin sample:

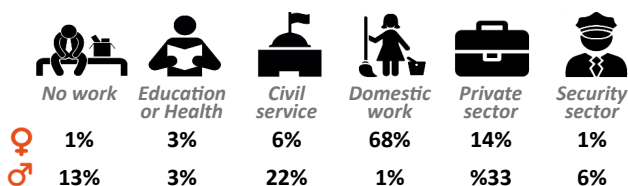
Gender balance:



Age distribution:



Livelihood:

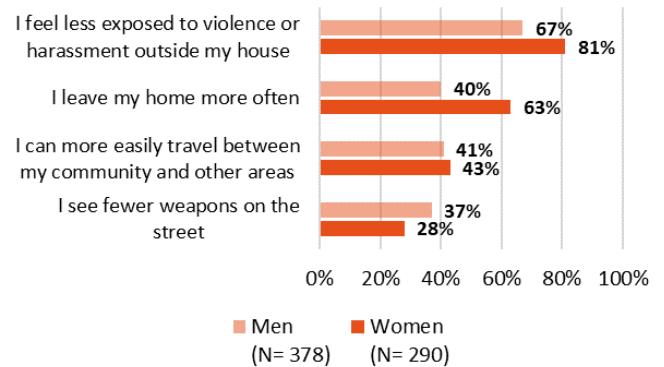


Ethnic and religious identity:

Our respondents included 94% Arabs, 3% Kurds and 3% Turkmen. When asked about religious identity, 99% said Muslim, and less than 1% each said that they are not religious or refused to answer.

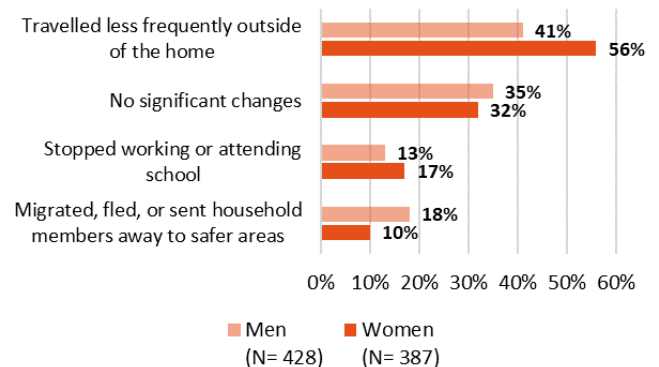
Among those who answered that their personal security had improved, when asked how the improvement impacted their daily lives, 81% of female compared to 67% of male respondents said that they feel less exposed to violence or harassment when outside their house; 63% female compared to 40% male respondents said that they are able to leave their house more often; while 37% of male compared to 28% female respondents said that they see fewer weapons on the street.²

HOW HAS THE IMPROVED PERSONAL SECURITY SITUATION IMPACTED YOUR DAILY LIFE?



When asked if the respondents or members of their household made any changes in their daily lives to protect themselves, 56% women compared to 41% men shared that they travelled less frequently outside of their home; 17% female respondents compared to 13% male respondents shared that they stopped working or attending school; while 18% male compared with 10% female respondents shared that they migrated, fled or sent members of their household away to safer areas.³

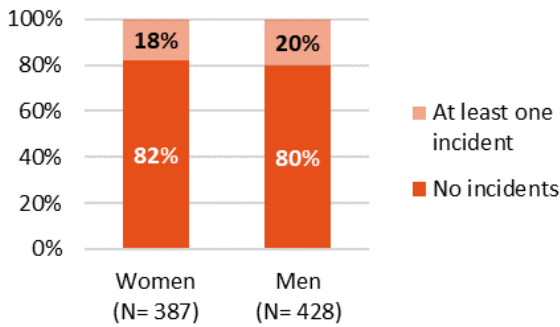
HAVE YOU OR MEMBERS OF YOUR HOUSEHOLD DONE THINGS TO PROTECT YOURSELVES AS A RESULT OF INSECURITY?



While in terms of security threats faced by respondents or members of their households, there were no significant differences between male (80%) and female (82%) respondents. There were, however, differences when asked if they had seen women or girls in their community being verbally or physically harassed while out on the street; 22% of male respondents compared to 10% of female respondents shared that they had seen such harassment. Similarly, 7%

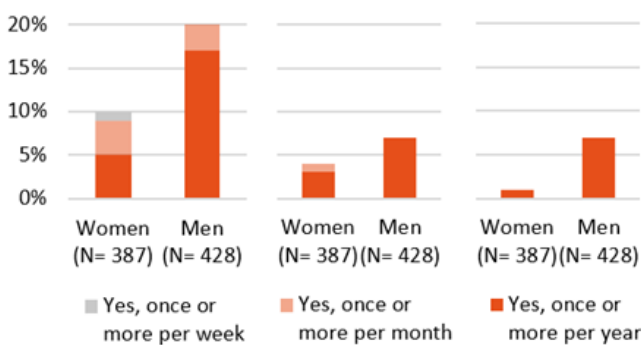
men compared to 4% women shared that they had heard of cases of sexual violence against women and girls in their communities, and 7% male compared to 1% female respondents said that they had heard of at least one case of honour killing in their communities within the last year. However, 13% female and 12% male respondents did share that honour killing is an effective way of restoring a family's honour.

HAVE YOU OR MEMBERS OF YOUR HOUSEHOLD BEEN A VICTIM OF SECURITY THREATS WITHIN THE PAST 12 MONTHS?



28% of male compared to 6% of female respondents said that they had heard of cases of forced marriages of women above 18 years in their communities within the last 12 months. The results negate the pre-conceived notions many have that women would share such cases more openly than men. While only a fifth of the male respondents (19%) compared to 37% of the female respondents shared that it is common for men to discipline female members of their households through verbal or physical violence. Still however, there may be under-reporting of cases of forced marriage, as 22% female and 23% male respondents shared that they do not consider forced marriage to be a form of violence. However, when it came to marriages of girls under the age of 18 years, 54% male compared to 64% female respondents shared that they had heard of cases in the last years. That being said, more women (34%) than males (29%) felt that early marriages for girls is an effective way to protect them.

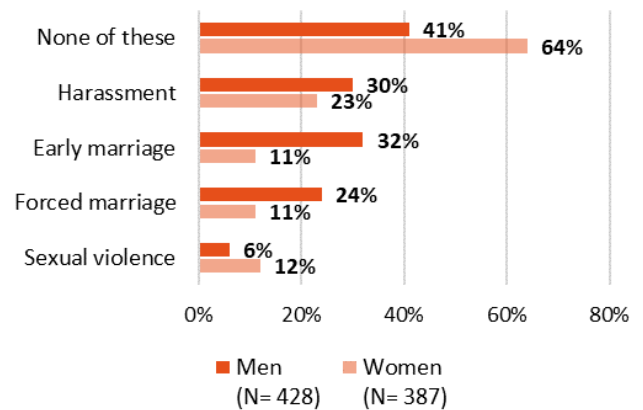
WITHIN THE LAST YEAR HAVE YOU HEARD OF CASES OF ...



When asked what types of gender-based violence (GBV) men and boys face in their communities, while 64% female

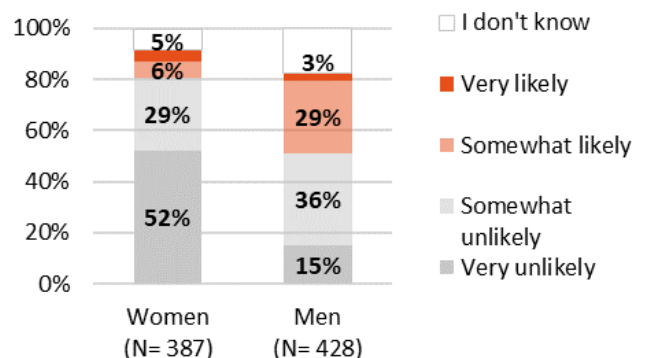
and 41% male respondents said that they don't face any types of GBV, 30% male compared to 23% female respondents said that men and boys face verbal or physical harassment, followed by 32% of male and 11% of female respondents sharing that men and boys face early marriages, and 24% of male compared to 11% female respondents shared that men and boys also face forced marriages.⁴ Over four out of every five female respondents (83%) and over three out of every five (64%) male respondents did agree that men are judged in their community by their ability to protect their families.

WHAT TYPES OF GENDER-BASED VIOLENCE ALSO HAPPEN TO MEN OR BOYS IN THIS COMMUNITY?



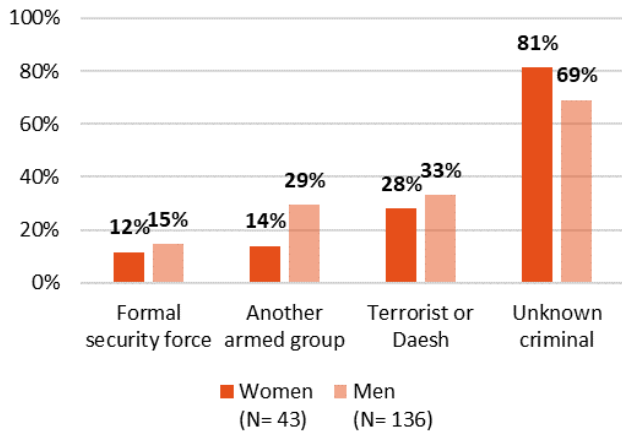
When discussing perceptions of vulnerability, 32% male respondents compared to 11% female respondents said that they feel that they are likely to become victims of violence in the coming year. Among these respondents, when asked why they anticipate becoming a victim of violence, female respondents said that it would be because of their gender (44%), or their relationship to certain security actors (40%), or because of their religious or ethnic identity (37%). For male respondents, the most common reason included getting caught up in a random or indiscriminate act of violence (68%), followed by their religious or ethnic identity (22%), and because of their relationship to certain security actors (22%).⁵

IN THE NEXT YEAR, DO YOU EXPECT THAT YOU ARE LIKELY TO BECOME A VICTIM OF VIOLENCE?



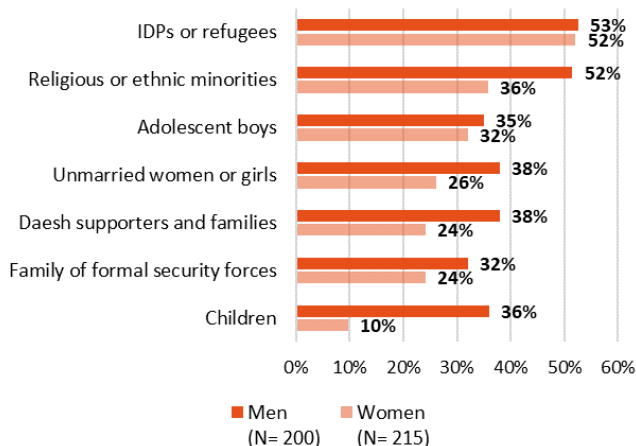
When asked from these respondents who they think would be the likely perpetrators, the most common answers included unknown criminals (81% for female respondents and 69% for male respondents), followed by terrorists or Da'esh (28% for female respondents and 33% for male respondents), or members of another armed group (14% for female respondents and 29% for male respondents).⁶

WHO DO YOU EXPECT TO BE THE MOST LIKELY PERPETRATOR(S) OF THAT VIOLENCE AGAINST YOU?



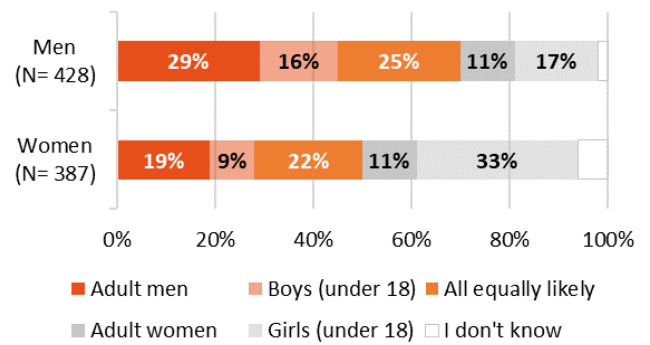
While about half (52%) of the male respondents believe that all members of their community are equally likely to be exposed to violence, 56% of female respondents believed that some people in their community are more likely to be exposed to violence than others on the basis of their age, gender, ethnicity, etc. For those who shared that some groups are more likely to be exposed to violence than others, male respondents shared that those groups would likely include internally displaced persons (IDPs) or refugees (53%), followed by people from religious or ethnic minorities (52%), unmarried women or girls (38%), and supporters of Da'esh or family members of Da'esh (38%). Female respondents shared that the groups most likely to be exposed to violence included IDPs or refugees (52%), followed by people from religious or ethnic minorities (36%), and adolescent boys (32%).⁷

WHICH OF THE FOLLOWING PEOPLE OR GROUPS DO YOU CONSIDER MOST LIKELY TO BE EXPOSED TO VIOLENCE IN THIS COMMUNITY?



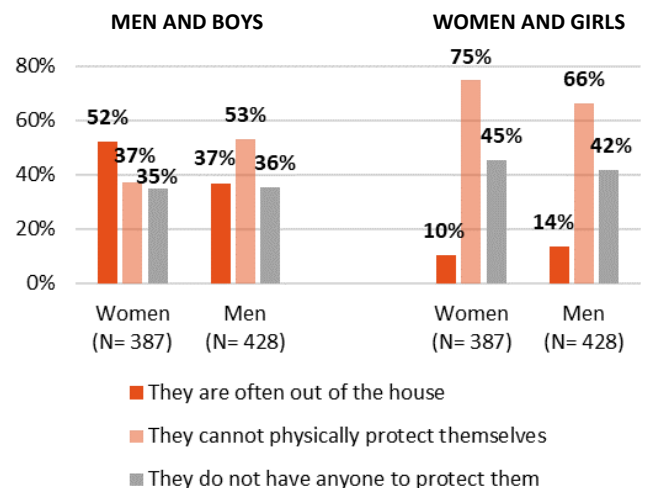
When asked which group based on age and sex is most likely to be exposed to violence, female respondents said that its girls under the age of 18 years (33%), while 22% felt that men, women, boys and girls are all equally likely to be exposed to violence. A third of the male respondents said that adult men are most likely to be exposed to violence, while a quarter said that men, women, boys and girls are all equally likely to be exposed to violence.

DO YOU THINK THAT MEN, BOYS, WOMEN, OR GIRLS ARE MOST LIKELY TO BE EXPOSED TO VIOLENCE?



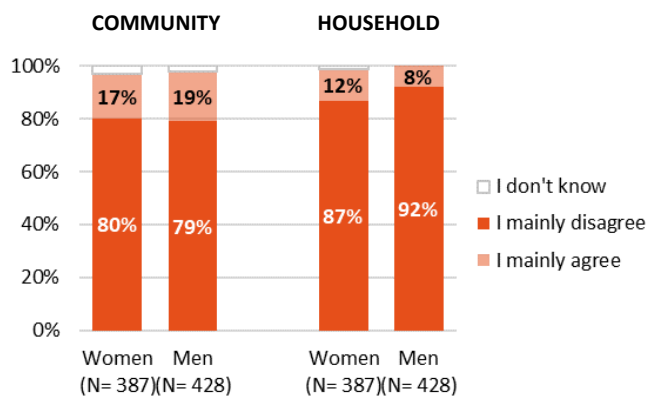
When asked why men and boys are more likely to be exposed to violence, female respondents shared that it's because they are often out of the house (52%), they cannot physically protect themselves (37%) and because they do not have anyone to protect them (35%). For male respondents, the reasons included that men and boys cannot physically protect themselves (53%), followed by that they are often out of the house (37%), and that they do not have anyone to protect them (36%).⁸ Similarly, when asked why women and girls are more likely to be exposed to violence, the top three answers were the same for both male and female respondents; 75% women compared to 66% men shared that it's because they cannot physically protect themselves, 45% of women compared to 42% of men shared that it is because they do not have anyone to protect them, and 23% women compared to 34% men shared that it is because their rights are often ignored.⁹

WHAT ARE THE MAIN REASONS THAT... ARE EXPOSED TO VIOLENCE?



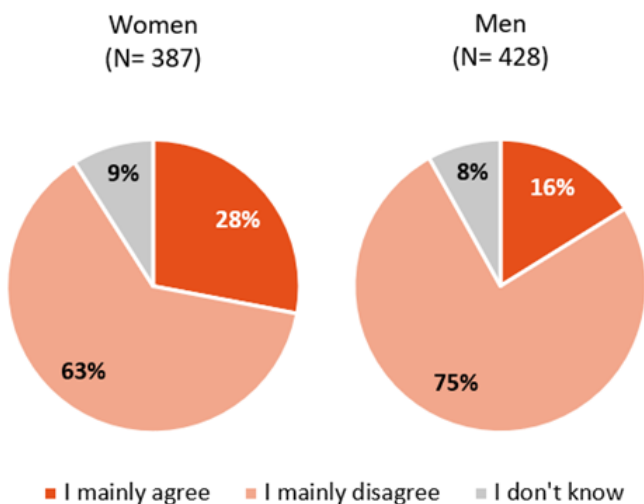
While similar proportions of male (79%) and female (80%) respondents shared that they generally feel safe from violence and crime within their own communities, more men (92%) compared to women (87%) shared that they feel safe from violence within their own household. Similarly, while similar proportions of both male (89%) and female (94%) shared that their area is safe from Da'esh, surprisingly more women (70%) than men (57%) said that both sexes in their community are likely to receive equal treatment when reporting a security incident to the police. While both men (62%) and women (60%) shared that there should be more women serving in the police to help with security issues facing the community, only a third of the male respondents (34%) and less than half of the female respondents (48%) admitted that they would support their sister of she wanted to apply for a position in the police force.

I GENERALLY FEEL SAFE FROM VIOLENCE OR CRIME IN MY...



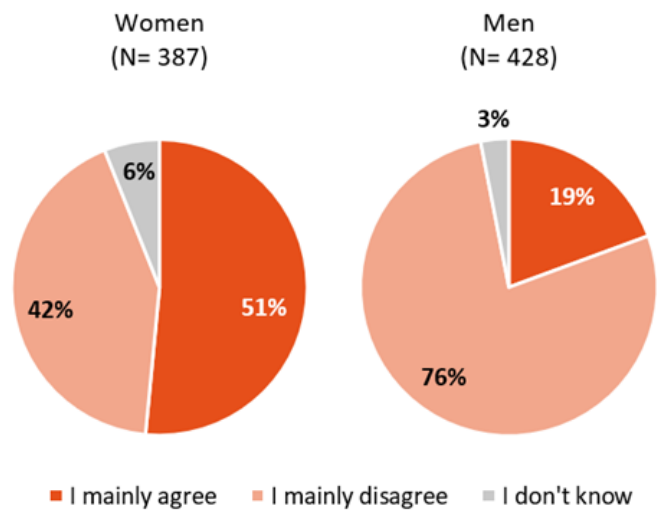
In terms of safety provisions, 39% of male respondents compared to a quarter of the female respondents shared that it is fairly easy for civilians to acquire firearms in their communities. 16% men compared to 28% women felt that the United Nations (UN) is actively working to protect and support people in their communities.¹⁰

THE UN IS ACTIVELY WORKING TO PROTECT OR SUPPORT PEOPLE IN THIS COMMUNITY. DO YOU AGREE?



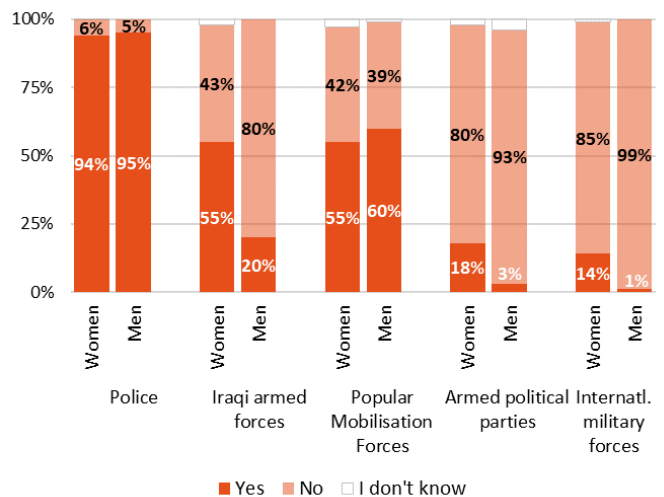
However, views on the national government's role in protection were notably different for both sexes; while half of female respondents felt that the national government in Baghdad is taking clear steps to reduce violence in their communities, three-quarters of male respondents disagreed.

THE NATIONAL GOVERNMENT IN BAGHDAD IS TAKING CLEAR STEPS TO REDUCE VIOLENCE IN OUR COMMUNITY. DO YOU AGREE?



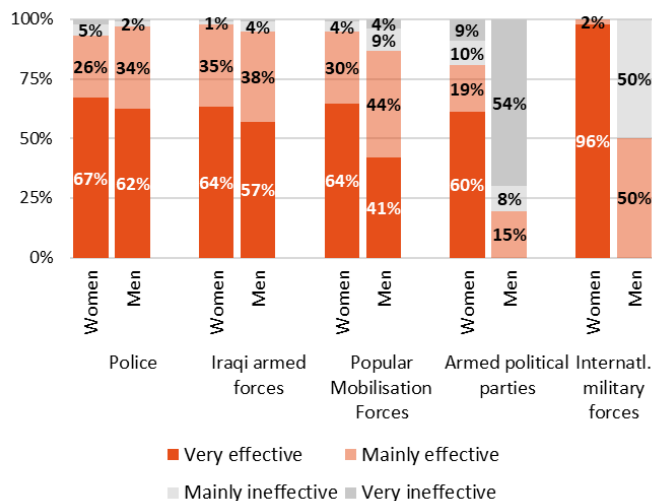
While discussing the security actors and their effectiveness, there were no major differences in the answers provided by both male and female respondents in terms of the consistent presence and effectiveness of the police and the popular mobilisation forces (PMF, locally known as Al-Hashd Al-Sha'abi). However, in the case of the Iraqi armed forces, 55% of female compared to only 20% of male respondents felt that they had a consistent presence in their communities. The reasons behind the starkly different answers need to be explored further.¹¹ While about one out of every five female respondents compared to 3% of the male respondents shared that armed political parties have a consistent presence in their community, 79% of female respondents reported them to be fairly effective, while 62% of

DO ... HAVE A CONSISTENT PRESENCE IN YOUR COMMUNITY, MEANING THAT THEY ARE NEARLY ALWAYS PRESENT OR AVAILABLE?



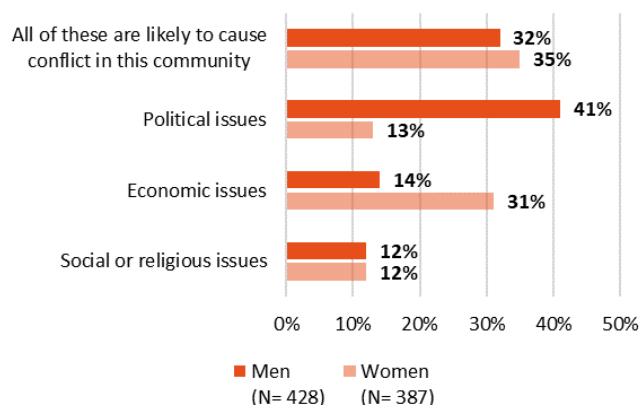
the male respondents find them to be fairly ineffective. Similarly, while less than 1% of male respondents shared that there was a consistent presence of international military forces in their communities, 14% of females shared otherwise. Also in terms of effectiveness, 96% of the women rated the performance of the international military forces to be very effective, while only half of the male respondents believed them to be effective.¹² Lastly, the police (93% males and 85% females) remained the most trusted security actor, followed by the Iraqi armed forces (42% for both males and females), and the PMF (29% for males and 35% for females).¹³ Furthermore, over three-quarters of both male and female respondents also shared that local leaders in their communities are also working to improve security. While four out of every five male respondents feel that disarmament of civilians is needed for improved security in the governorate, half of all female respondents felt that civilians needed arms to be able to protect themselves.

HOW WOULD YOU RATE THE PERFORMANCE OF ... IN PROVIDING SECURITY IN YOUR COMMUNITY ?



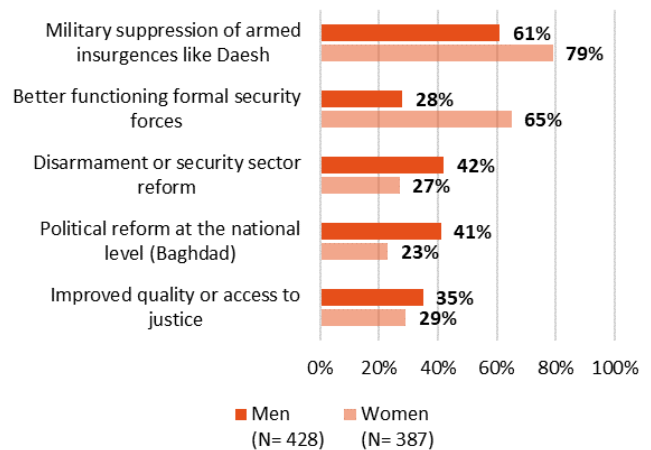
Four in every five of the female respondents remain hopeful for the future; in comparison 68% of the male respondents felt that security would improve in their communities in the coming year. A third of both male and female res-

WHICH OF THE FOLLOWING TYPES OF ISSUES ARE MOST LIKELY TO CAUSE CONFLICT IN YOUR COMMUNITY IN THE FUTURE?



pondents shared that the primary cause of conflict in the future would be a combination of economic, social or religious, and political issues, while another 31% of female respondents felt it would only be economic issues, compared to 41% of male respondents who expect the cause to be only political issues. When asked about the three main changes needed to bring about lasting peace in Iraq, the top answers for female respondents included military suppression of armed insurgencies such as Da'esh (79%), better functioning formal security services (65%), and improved quality and access to justice (29%). For male respondents, the top answers included military suppression of armed insurgencies such as Da'esh (61%), disarmament or security sector reform (42%), and political reform at the national level (41%).

WHAT DO YOU THINK ARE THE 3 MOST SIGNIFICANT CHANGES THAT NEED TO HAPPEN TO BRING LASTING PEACE TO IRAQ?



Notes

¹ Respondents were asked to choose as many options that applied to them, hence the sum is greater than 100% .

² Idem.

³ Idem.

⁴ Idem.

⁵ Idem.

⁶ Idem.

⁷ Idem.

⁸ Idem.

⁹ Idem.

¹⁰ Please note that for most respondents, the UN equates to all international nongovernmental organisations (INGOs).

¹¹ Community engagement sessions to discuss the aggregated findings of the HSS have been delayed in Salahaddin given the protests in Iraq which broke out since October 2019. These sessions are planned during the first quarter of 2020. Furthermore, for future survey cycles, PAX and its partners will also dedicate more time for debrief sessions with the enumerators to discuss such anomalies in data findings.

¹² Respondents were asked to choose as many options that applied to them, hence the sum is greater than 100% .

¹³ Idem.

The HSS is made possible with the generous support of the **Dutch Ministry of Foreign Affairs**. In case of questions, please contact Saba Azeem at azeem@paxforpeace.nl

Please note: All icons used herein are sourced from FlatIcon and used in accordance with their author licenses.