



Human Security Survey

Kirkuk, Iraq — 2019

Gender Security Dynamics

In April 2019, PAX and its local partner, the Iraqi Al-Amal Association, conducted the second round of the Human Security Survey (HSS) across all four districts of Kirkuk governorate to get a sense of the experiences of civilian populations on issues regarding protection, conflict and security dynamics, and how they change over time. The first HSS was conducted in 2017 and did not include Haweeja district as it was still under Da'esh control. Due to security and access challenges, the HSS was also not conducted in 2018 in the governorate. (See below for more information about the project, and please visit our website for additional reports in this series.)

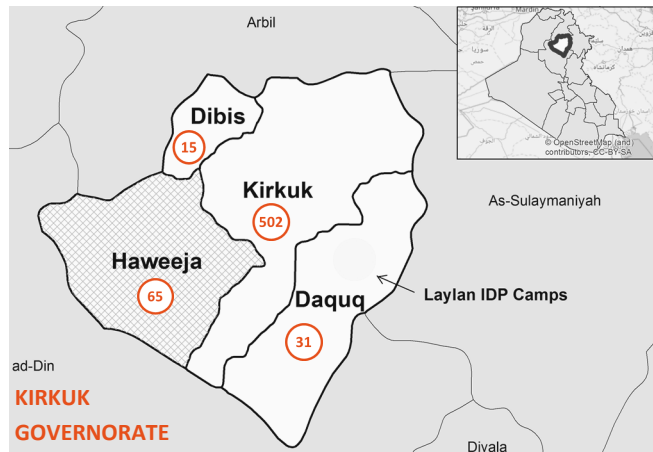
This report presents a summary of the findings in which the gendered dynamics of insecurity and conflict become specifically apparent, including the different ways in which women and men in Kirkuk experience and perceive security. The results detailed here are drawn from interviews with 320 women and 293 men. All differences be-

About the Human Security Survey:

The HUMAN SECURITY SURVEY (HSS) is a methodology developed by PAX's Protection of Civilians (PoC) department to collect data and facilitate constructive dialogue about civilians' experiences, perceptions, and expectations in situations of conflict. The intended purpose is threefold: 1) to increase the understanding of local security dynamics and trends; 2) to enhance the 'claim-making capacity' of civilians to identify their priorities and hold security providers and decision makers accountable; and 3) to inform evidence-based advocacy that enables international stakeholders to design and implement protection activities that reflect local realities. PAX implements all aspects of the HSS in Iraq in close collaboration with its partners on the ground, the IRAQI AL-AMAL ASSOCIATION and the IRAQI AL-FIRDAWS SOCIETY. The HSS is currently also conducted in Basra and Salahaddin governorates. This is the third year in which the survey is being conducted in Iraq.

The survey in Kirkuk took place over 3 weeks in April 2019. A total of 15 enumerators (9 females and 6 males) completed 613 interviews (52% female respondents and 48% male respondents) across all 4 districts in the governorate, accessing Haweeja district for the first time since the HSS started in 2017. Communities, households, and individual respondents were selected to participate through a systematic and approximately random procedure in order to increase the likelihood of generalizability.

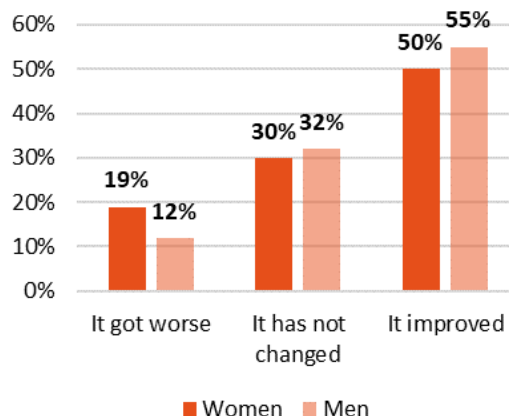
Number of surveys completed per district



The team conducted 613 interviews in Kirkuk

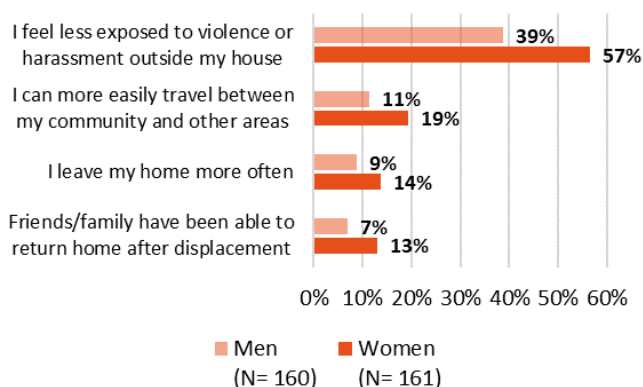
tween men and women shown in the report are generally statistically significant at a 95% confidence level unless otherwise stated. However, it is likely that some gendered differences may be understated given the sensitivities around such topics in the country. Conservative gender norms in the country can make it difficult to discuss issues pertaining to 'family honour'; we therefore anticipate some level of underreporting of certain incidents, particularly sexual and gender-based violence (SGBV). PAX is currently testing out new methods to get quantitative data on the incidence of SGBV in a pilot project, the results of which are expected in mid-2020. Furthermore, it can be risky to openly express critical opinions on those in power, especially armed actors, thus increasing the potential for positive bias in how respondents reflect upon key security actors or the general security environment.

HOW WOULD YOU RATE YOUR PERSONAL SECURITY SITUATION COMPARED TO LAST YEAR?



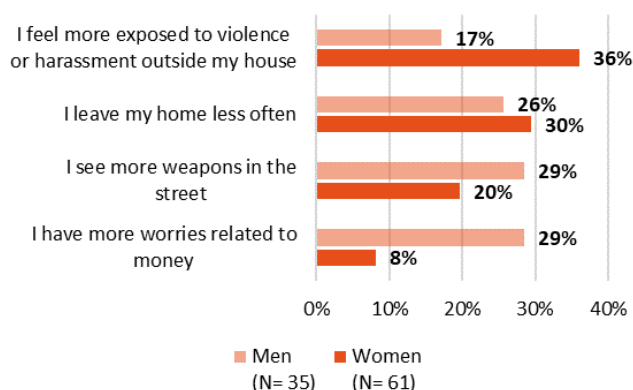
A vast majority of both male (55%) and female (50%) respondents shared that their security situation had improved in the last year, while 30% of female and 32% of male respondents shared that their security situation has not changed. For those who reported that their security situation has improved, while the top answers for both sexes were the same, there were notable differences in the proportions; 57% women compared to 39% men stated that they felt that their security situation had improved because they feel less exposed to violence, while 19% of female responders compared to 11% of male responders stated that they can travel more easily between their own communities and other areas.

HOW HAS THE IMPROVED PERSONAL SECURITY SITUATION IMPACTED YOUR DAILY LIFE?



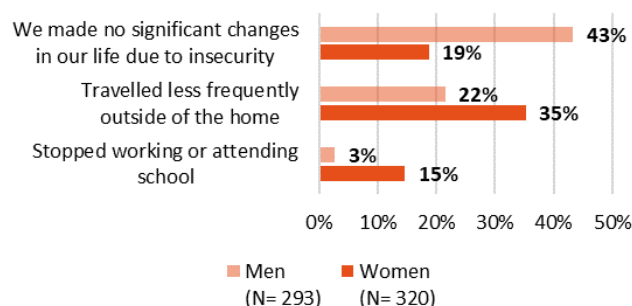
However, for those who reported that their security situation had worsened, the most chosen answers between the sexes were different; for female respondents, 36% stated that they feel more exposed to violence or harassment outside the house, 30% stated that they leave their home less often, while 20% shared that they see more weapons on the street. For male respondents, 29% shared that they have more financial worries, 29% stated that they see more weapons on the street, and 26% shared that they leave their homes less often. These differences show how men and women adapt differently in the face of worsening security conditions in the governorate.

HOW HAS THE WORSENING PERSONAL SECURITY SITUATION IMPACTED YOUR DAILY LIFE?



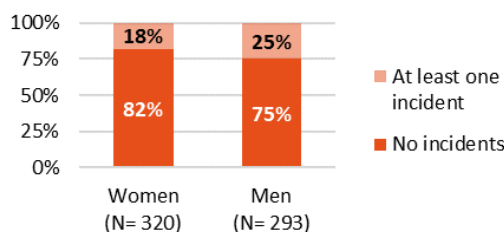
Similarly, when asked if the respondents or members of their households made any changes to protect themselves in the last year, 35% of women compared to 22% of men responded that they travelled less frequently outside of their homes, whereas 43% of men compared to 19% women shared that they made no significant changes in their life.

HAVE YOU OR MEMBERS OF YOUR HOUSEHOLD DONE THINGS TO PROTECT YOURSELVES AS A RESULT OF INSECURITY?



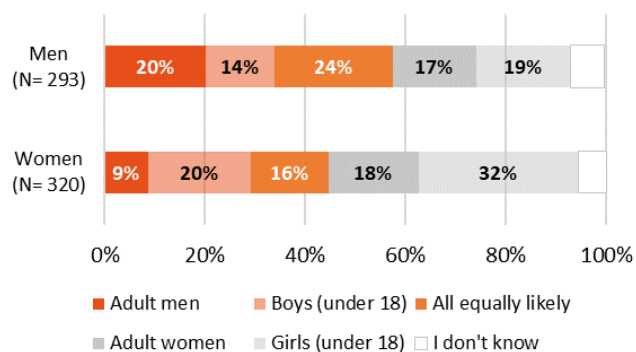
In the past year, 21% of overall respondents (18% women and 25% men) claimed that they or a member of their household were victims of a security threat. When asked about the age and gender of the victim, 52% of victims of robbery or seizure of property were men over 18 years, followed by 20% males under 18 years; 48% of victims of bombing or explosives were males above 18 years, followed by 19% males under 18 years; 69% of victims of physical assault or threats were also males above 18 years; 70% of victims of verbal and emotional abuse were men over 18 years followed by 30% males under 18 years; 82% victims of unlawful detention were males over 18 years followed by 18% males under years; and, all victims of kidnapping or forced disappearance, and forced recruitment into security forces or armed groups were males over 18 years.

HAVE YOU OR MEMBERS OF YOUR HOUSEHOLD BEEN A VICTIM OF SECURITY THREATS WITHIN THE PAST 12 MONTHS?



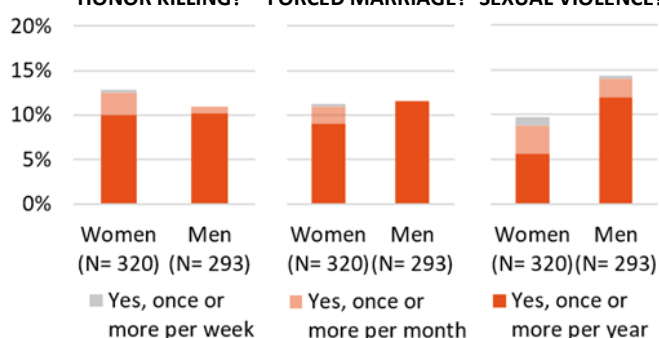
While this shows evidence that men over 18 years are more at risk of security incidents, when asked which group from within their communities is most likely to be exposed to violence, 26% of overall respondents (32% female and 19% male) stated that they believe girls under the age of 18 to be the most vulnerable. This shows that despite the security incidents pointing to something else, perceptions of community members may differ.

DO YOU THINK THAT MEN, BOYS, WOMEN, OR GIRLS ARE MOST LIKELY TO BE EXPOSED TO VIOLENCE?



When asked about the incidence of sexual and gender based violence (SGBV), in most instances, there were no significant differences between the answers given by male and female respondents. About one in five of all respondents stated that they saw women and girls being verbally or physically harassed in their communities. A little over one in ten overall respondents shared that within the last year they heard of cases of sexual violence in their communities. Similarly, 12% of overall respondents also shared that they heard of cases of honour killing or forced suicide in their communities, while 11% shared that they heard of cases of forced marriages involving women above the age of 18 years in their communities. While two in five respondents believe that forced marriage is an appropriate cultural practice, the answers differ gender wise; one in five male respondents compared to three in five female respondents shared that they consider forced marriage to be a form of violence, showing different gendered sensitivities regarding the same events.

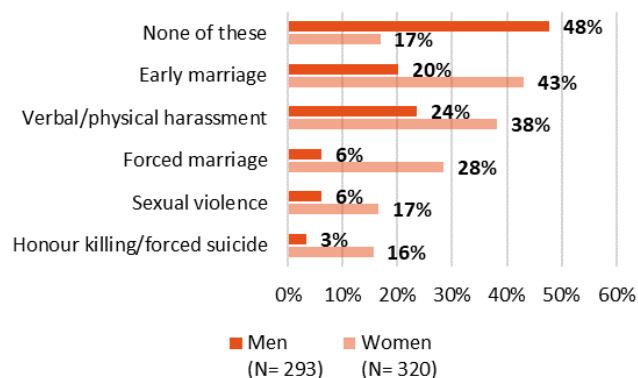
WITHIN THE LAST YEAR HAVE YOU HEARD OF CASES OF ... HONOR KILLING? FORCED MARRIAGE? SEXUAL VIOLENCE?



When it came to reporting cases of early marriages of females under the age of 18 occurring in their communities, 30% female respondents compared to 56% of male respondents reported that such incidents do occur in their communities, challenging the assumption that men are usually hesitant in discussing such issues openly. However, when discussing the incidence of SGBV against men and boys, 48% of males compared to 17% female respondents

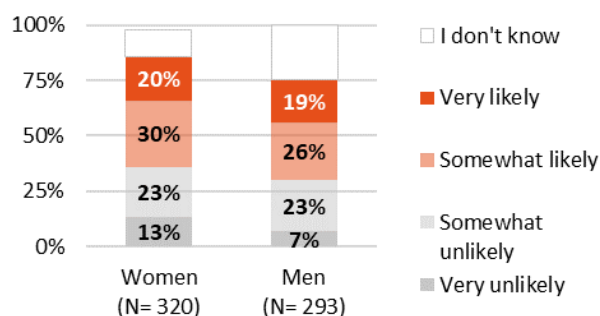
stated that such incidents do not occur. Along similar lines, more male respondents (26%) compared to female respondents (14%) reported that someone from within their household did in fact experience prolonged physical or psychological trauma as a result of exposure to violence or insecurity.

WHAT TYPES OF GENDER-BASED VIOLENCE ALSO HAPPEN TO MEN OR BOYS IN THIS COMMUNITY?



When asked if they expect to become victims of violence in the coming year, there was not much difference between the two sexes, with 20% females and 19% males stating that they are very likely to be victims of violence and 30% females and 26% males sharing that they are somewhat likely. However, when it came to the reason of this violence, the answers differed greatly; 42% of women compared to only 6% of men who expected to be victims of violence shared that the reason would be because of their gender, while 40% men compared to 21% women believed that they would be caught up in violence because of their religion or ethnicity. 36% of men compared to 26% of women shared that they would be caught up in a random or indiscriminate act of violence, also showing that the forms of violence faced between the genders varies, as well as their vulnerabilities.

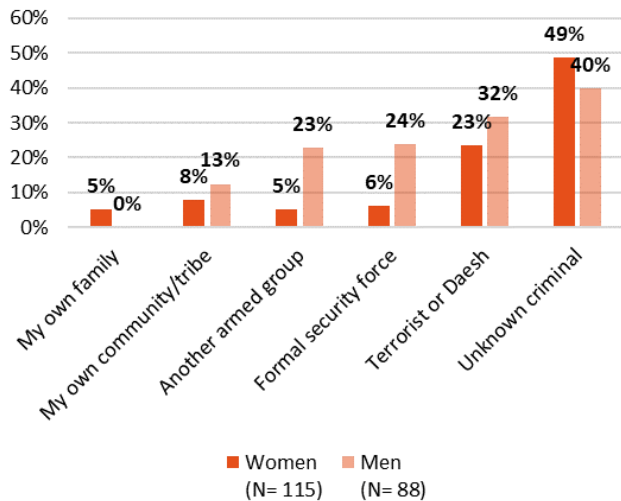
IN THE NEXT YEAR, DO YOU EXPECT THAT YOU ARE LIKELY TO BECOME A VICTIM OF VIOLENCE?



When asked who they would expect the perpetrator of this violence to be, 49% of women compared to 40% of men expected it to be an unknown criminal; 24% men compared to 6% women expected the perpetrators to be members of

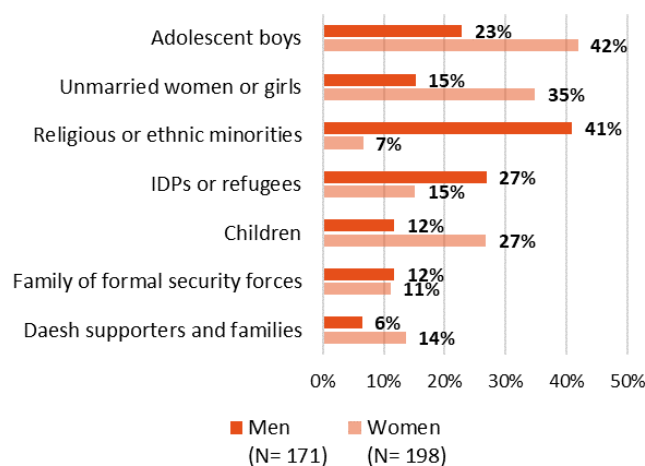
a formal security force; **23%** men compared to **5%** women expected the perpetrator to be members of another armed group; **5%** of women compared to no men expected the perpetrator to be someone from their own family, again showing that different genders are at-risk at the hands of different perpetrators. While a proportion of females are also fearful of their own family members, this is not the case for men. However, males are more fearful from both formal and informal armed groups compared with females.

WHO DO YOU EXPECT TO BE THE MOST LIKELY PERPETRATOR(S) OF THAT VIOLENCE AGAINST YOU?



Similarly, when asked which of the groups they considered to be most likely to be exposed to violence, **41%** of men compared to **7%** women expected it to be people from a religious or ethnic minority; **35%** of women compared to **15%** men expected unmarried women or girls to be most at-risk; while, **42%** women as compared to **23%** men expected adolescent boys to be most at-risk. This also shows that the perceptions of vulnerability also differ between the genders. This was also observed when discussing the gender and age of those most likely to be exposed to violence.

WHICH OF THE FOLLOWING PEOPLE OR GROUPS DO YOU CONSIDER MOST LIKELY TO BE EXPOSED TO VIOLENCE IN THIS COMMUNITY?



ence: **32%** of women compared to **19%** men believe that girls under the age of 18 are most likely to be exposed to violence; **24%** of men compared to **16%** of women believe that men, women, boys and girls are also equally likely to be exposed to violence; **20%** of men compared to **9%** women believe adult men are most likely to be exposed to violence; whereas, **20%** of women compared to **14%** men believe that boys under the age of 18 are most likely to be exposed to violence. The only category where the answers were similar (**18%** women compared to **17%** men) was adult women are most likely to be exposed to violence.

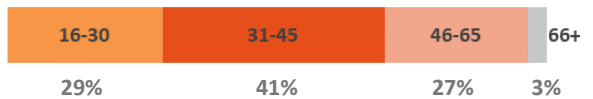
OUR RESPONDENTS IN KIRKUK:

Participation in the HSS is entirely voluntary and data are kept strictly anonymous and confidential. Communities, households, and individuals are approached for the survey through systematic and approximately random procedures, although the sampling and participant selection processes are structured to maximize the likelihood of gender balance and an appropriately diverse representation on the basis of ethnic and religious identity. (Note that our research protocol determines that female enumerators interview women, and male enumerators interview men.) Below is some information about our Kirkuk sample:

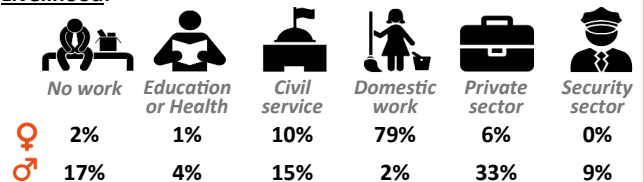
Gender balance:



Age distribution:



Livelihood:



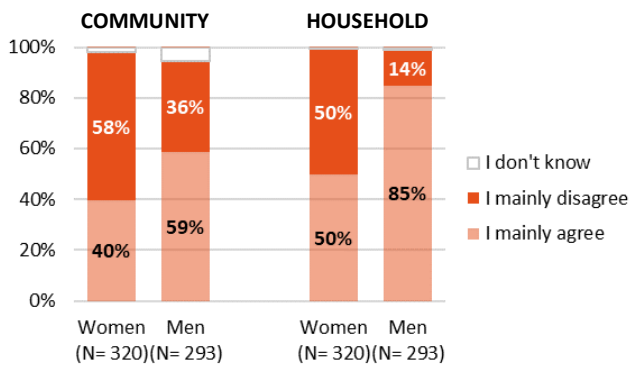
Ethnic and religious identity:

Our respondents included **40%** Kurds, **29%** Arabs, **15%** Turkmen, **14%** Afro-Iraqis and **2%** from other ethnic minority groups (Yezidi, Kakai/Yarsani, or Mandaean). When asked about religious identity, **93%** said Muslim, and **5%** identified as a member of a religious minority group (Kakai/Yarsani, Christian, or Zoroastrian).

When asked about their feeling of security within their communities, **40%** of women compared to **59%** of men shared that they generally feel safe from violence and crime within their communities. However, within their household, **85%** of men compared to only half of women respondents shared that they generally feel safe from violence within their own households. This confirms the assumptions that while the perpetrators of violence against males are usually external to their households and commu-

nities, in many cases, the perpetrators of violence against females are usually from within their households or communities.

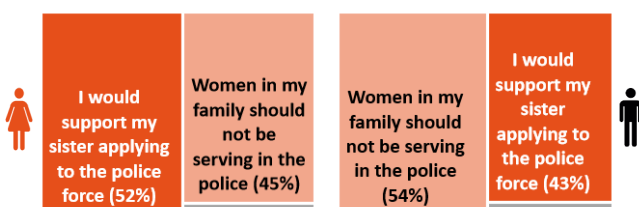
I GENERALLY FEEL SAFE FROM VIOLENCE OR CRIME IN MY...



In terms of the presence of security actors and their performance within their communities, the answers between male and female respondents did not differ greatly. 54% of overall respondents said that the police was regularly present within their communities, with 88% respondents sharing that the police are effective. 21% of overall respondents shared that the Iraqi armed forces have a consistent presence in their community, with 88% reporting that they are effective. Similarly, 21% of overall respondents shared that the Popular Mobilisation Unit (PMU, locally known as Al-Hashd Al-Sha’abi) have a consistent presence in their communities, with 75% shared that they think the PMU are effective in providing security in their communities. Overall, 54% of women compared to 48% men shared that they generally trust the police to work towards improved security in their communities.

On means of improving security, while both male (67%) and female (58%) were of the view that disarmament of civilians is needed to improve security in the governorate, 54% of male respondents believe that dispute resolution between communities is best handled by local or tribal leaders, compared to 53% of female respondents who believe that dispute resolution between communities is best handled by the formal judiciary system. For increased female representation in the police, 52% of female respondents shared that they would support their sisters if they were to seek employment in the police forces, compared to 54% male respondents who shared that female members of their family should not be serving in the police. When ex-

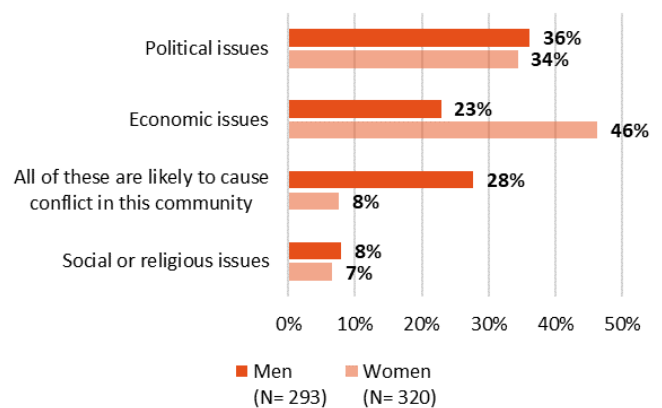
WITH WHICH OF THE FOLLOWING TWO STATEMENTS DO YOU AGREE MOST?



ploring the link between protection and early marriages, 59% of men compared to 71% of women shared that early marriages do not provide girls with more protection from violence.

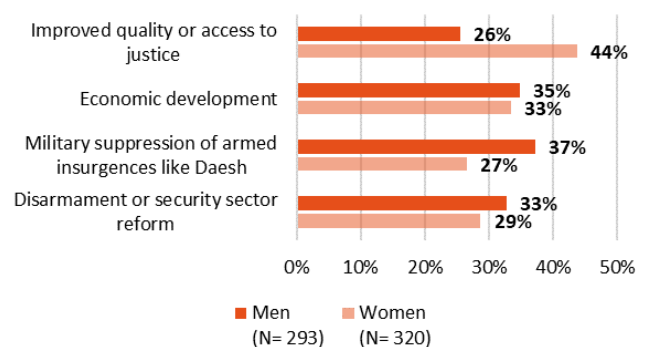
Looking ahead, 46% of female respondents compared with 23% of male respondents shared that they believe economic issues to cause conflict in their communities, while 28% of male respondents compared with 8% of female respondents believe that a combination of economic, social or religious, and political issues would likely cause conflicts in the future.

WHICH OF THE FOLLOWING TYPES OF ISSUES ARE MOST LIKELY TO CAUSE CONFLICT IN YOUR COMMUNITY IN THE FUTURE ?



When asked about the three most significant changes needed to bring lasting peace in Iraq, the top three answers for female respondents were improved access and quality of justice (44%), economic development (33%), and disarmament or security sector reform (29%). For male respondents, the top choices included military suppression of armed insurgencies like Da’esh (37%), economic development (35%), resolution of the status of Kirkuk and other disputed territories (33%), and disarmament and security sector reform (33%).

WHAT DO YOU THINK ARE THE 3 MOST SIGNIFICANT CHANGES THAT NEED TO HAPPEN TO BRING LASTING PEACE TO IRAQ?



The HSS is made possible with the generous support of the Dutch Ministry of Foreign Affairs. In case of questions, please contact Saba Azeem at azeem@paxforpeace.nl

Please note: All icons used herein are sourced from FlatIcon and used in accordance with their author licenses.